

<b>70</b> SERIES THERMAL BREAK ALUMINUM WINDOW .....	<b>09</b>
<b>K80</b> SERIES THERMAL BREAK ALUMINUM WINDOW .....	<b>15</b>
<b>91</b> SERIES THERMAL BREAK ALUMINUM CASEMENT WINDOW .....	<b>31</b>
<b>96</b> SERIES ALUMINUM SLIDING DOOR .....	<b>35</b>
<b>130</b> SERIES ALUMINUM SLIDING DOOR .....	<b>41</b>
<b>146</b> SERIES THERMAL BREAK ALUMINUM LIFTING SLIDING DOOR .....	<b>47</b>
<b>170</b> SERIES ALUMINUM LIFTING SLIDING DOOR .....	<b>55</b>
<b>190</b> SERIES HEAVY LIFTING SYSTEM SLIDING DOOR SERIES TECHNICAL PARAMETER .....	<b>59</b>
<b>73-65</b> SERIES THERMAL BREAK ALUMINUM HEAVY DUTY FOLDING DOOR .....	<b>63</b>
<b>75</b> SERIES ALUMINUM FOLDING DOOR .....	<b>67</b>
<b>88</b> SERIES THERMAL BREAK ALUMINUM FOLDING DOOR .....	<b>71</b>
<b>68</b> SERIES THERMAL BREAK ALUMINUM FOLDING DOOR .....	<b>75</b>
<b>120</b> SERIES THERMAL BREAK ALUMINUM SLIDING WINDOW WITH NET .....	<b>79</b>
<b>110</b> SERIES THERMAL BREAK ALUMINUM CASEMENT WINDOW WITH NET .....	<b>83</b>
<b>50</b> SERIES ALUMINUM CASEMENT DOOR .....	<b>89</b>
<b>75</b> SERIES THERMAL BREAK SPRING DOOR .....	<b>93</b>
<b>18</b> SERIES SLIM FRAME ALUMINUM CASEMENT DOOR .....	<b>97</b>
<b>85</b> SERIES THERMAL BREAK ALUMINUM TRANSLATIONAL INWARD OPENING WINDOW .....	<b>101</b>
<b>160</b> THERMAL BREAK ALUMINUM SLIDING DOOR .....	<b>105</b>
<b>100 * 65</b> INVSBLE ALUMINUM CURTAIN WALL .....	<b>109</b>
<b>147*65</b> THERMAL BREAK ALUMINUM VSBLE CURTAIN WALL .....	<b>103</b>
<b>120</b> SERIES ALUMINUM SUNROOM WITH LIGHT .....	<b>115</b>
<b>120</b> SERIES ALUMINUM SUNROOM EUROPEAN-STYLE .....	<b>117</b>

# Contents

# 70 SERIES THERMAL BREAK ALUMINUM WINDOW

## Profile thickness:

Frame thickness: 1.8mm Fan thickness: 1.8mm

## Product configuration:

### 1. Tilt and turn window:

Width: 520mm-800mm Height: 700mm-1500mm Maximum fan load: 60kg

### 2. Casement window:

Width: 400mm-800mm Height: 700mm-1500mm Maximum fan load: 60kg

### 3. When the 70 series is used for casement doors:

Width: 600mm-900mm Height: 1800mm-2400mm

## Glass:

5mm+19A+5mm double tempered glass

5mm+27A+5mm double tempered glass

## Grills:

70 thermal break casement series are normally square grills or diamond grills (27A hollow)

## Blinds:

Built-in manual Blinds or magnetic control Blinds ,electric Blinds

Window and door sashes can be manual Blinds or fixed Blinds. The corners can be 90° and 135°

## Basic parameters:



Thermal insulation coefficient:  
Uw2.0W/ m² K



Wind resistance coefficient:  
+2500Pa



Water tightness coefficient:  
+500Pa



Airtightness coefficient:  
Level 5



Sound insulation coefficient:  
RW up to 30dB

## Product description:

1.Material design adopts European standard notch to meet the versatility of accessories on the market

2.Double-layer (5mm+19A+5mm) tempered insulating glass, double-layer sealing, better sealing: it can effectively reduce the acoustic resonance and has a good sound insulation effect

3.Insulating glass can be freely equipped with magnetically controlled hollow louvers and electric louvers, realizing two-way selection of daylighting and shading

4.Various opening styles: outside opening window, inside opening window, Tilt and turn window, top hung window, single casement door, double casement door

# HARDWARE CONFIGURATION



— Friction stay —



— Lock cylinder —



— Wind bracing —



— Transmission box —



— Drive rod - lock seat - lock point - connector —



— Hinge —



— Lock cylinder cover —




— Door Handle —

# 70 SERIES THERMAL BREAK ALUMINUM WINDOW



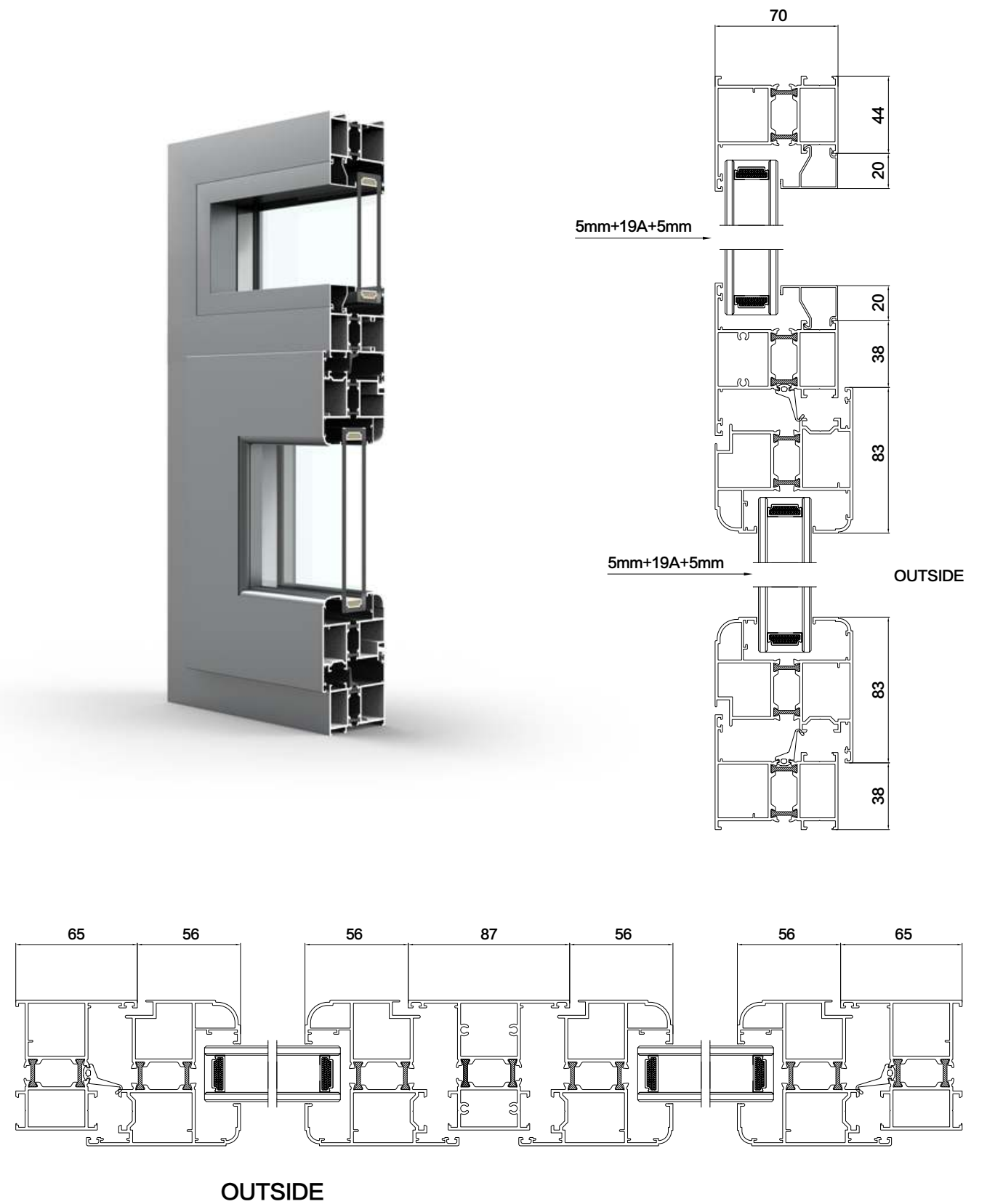

HIGH-END SYSTEM DOORS AND WINDOWS





**DURABLE AND SAFE**

## 70 SERIES THERMAL BREAK ALUMINUM WINDOW



# K80 SERIES THERMAL BREAK ALUMINUM WINDOW

## Profile thickness:

Window fan thickness: 1.8mm      Door frame thickness: 1.8mm      Door fan thickness: 2.0mm

## Specifications:

Fan width: 400mm – 800mm      Fan height: 400mm – 1900mm      Maximum fan load: 60kg

## Glass:

5mm+16A+5mm+12A+5mm hollow, broken edge can be made 8mm+27A+8mm, also can be made double glass 5mm+27A+5mm

## Insulation strip size:

35.3mm multi-cavity insulation strip

## Basic parameters:



Watertight performance  
AS/NZS4420.1 standard:  
**600Pa**



Wind pressure resistance  
AS/NZS4420.1 standard:  
**± 4000Pa**



Airtightness coefficient:  
**Level 5**



Sound insulation performance  
ISO717 standard:  
**Rw37dB**



Thermal insulation performance  
AS/NZS4420.1 standard:  
**Uw1.4W/m2K**

## Product description:

1. The product uses standard 35.3 insulation strips and three-glass two-cavity structural glass, which effectively guarantees the product's thermal insulation and sound insulation functions.
2. 1.8mm international profile thickness, standard German process design, make the product air tightness, water tightness, and wind pressure resistance performance effectively reflected.
3. The internal cavities of the frame, stile, and fan are all designed with rectangular cavity, with glue-injected corner brace connectors, the connection is firmer and the structure is more stable. The glass bead is a cavity structure, which is not easy to deform.
4. It adopts an intermediate sealing structure, divide the glass into two parts: drainage cavity and sealed cavity, to prevent the hidden danger of poor sealing at the sealing position.

## HARDWARE CONFIGURATION



— Friction stay —



— Hinge —



— Drive rod + lock seat + lock block —

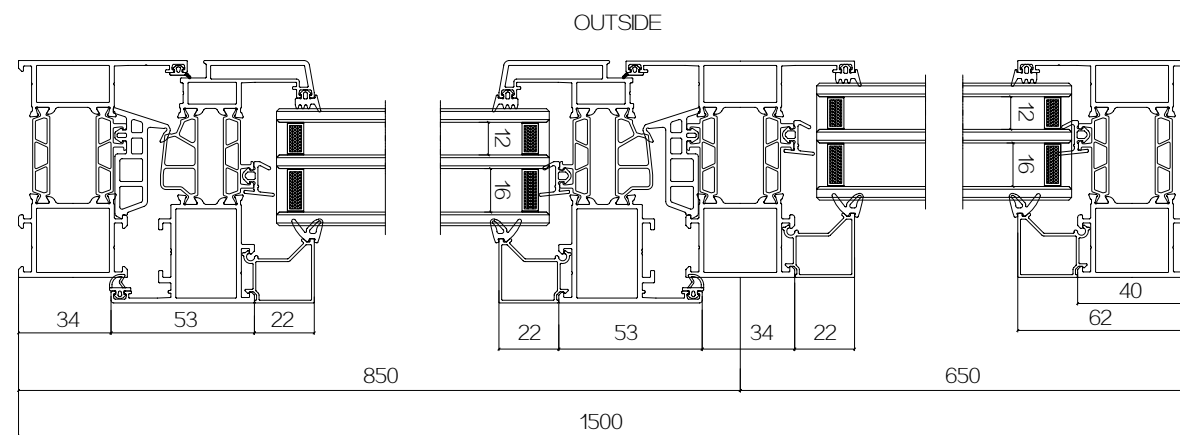
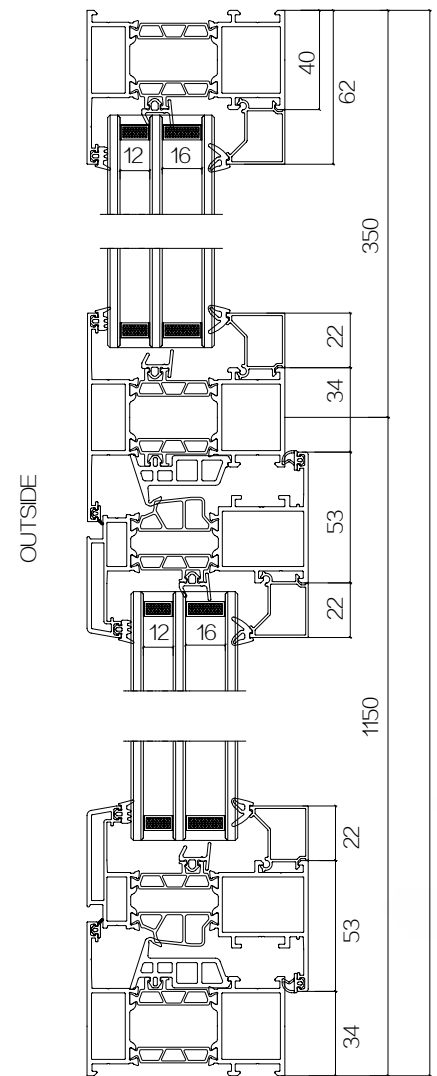


— Lock body —






— Anti falling chain —

**K80** SERIES THERMAL BREAK ALUMINUM WINDOW



**Product details**





PRODUCT  
PERFORMANCE

**DRAINAGE SYSTEM**

**Independent  
Drainage design**

The frame and fan independent drainage system design improves the water tightness of the whole window, and the overall design is simple and elegant.



PA66 nylon insulation strip adopts German advanced precision extrusion technology. It has excellent mechanical strength and good weather resistance, resistance to ultraviolet ray aging, acid and alkali corrosion, and has obvious effects of heat preservation, sound insulation and energy saving.

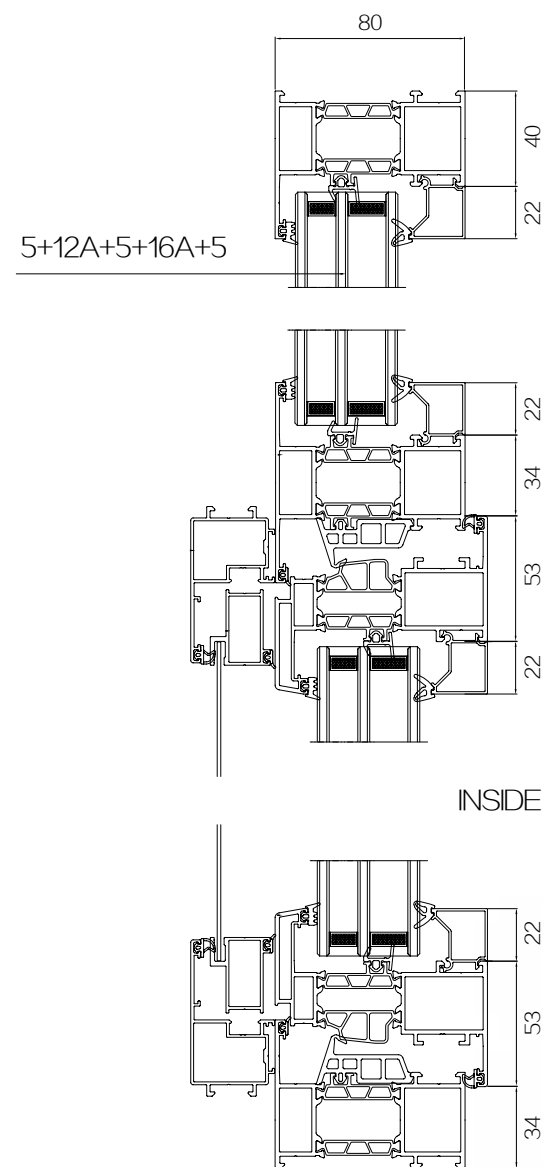

**Profile  
sealing structure**

The German standard process design makes the product air tightness, water tightness, and wind pressure resistance performance effective.

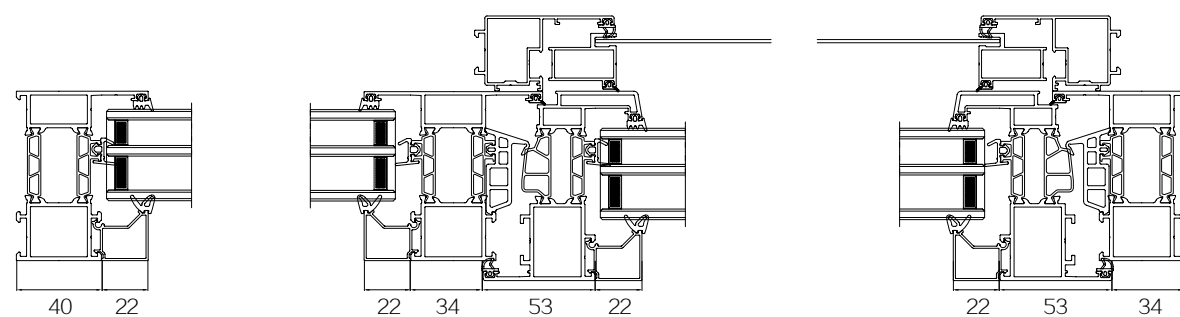
The internal cavities of the frame, stile, and fan are all designed with a rectangular cavity, and the glass pressing line is a cavity structure, which is not easy to deform.

**Insulation system**

**K80** SERIES THERMAL BREAK ALUMINUM WINDOW



INSIDE



INSIDE




**Product details**



---

## Simple home life

Create a simple and stylish look. And through the texture of materials and fine craftsmanship to meet the pursuit of high-quality home life.  
The colors are elegant, clean and lively, and leisure and luxury create a strong sense of design.



---

## Sound insulation System

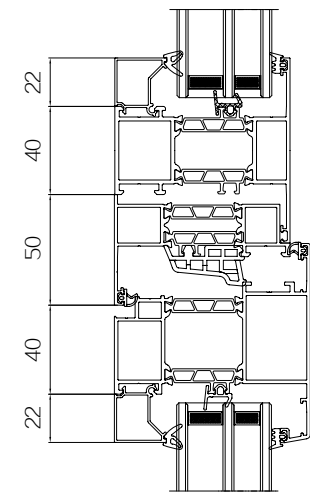
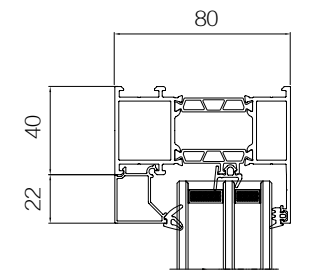

---

Standard three-glass two-cavity hollow tempered glass,  
Combined with multi-cavity foamed composite isobar,  
Improve sound insulation performance,  
Let you enjoy deep sleep at ease.

Super sound insulation up to  
**40dB**

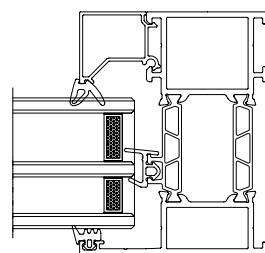
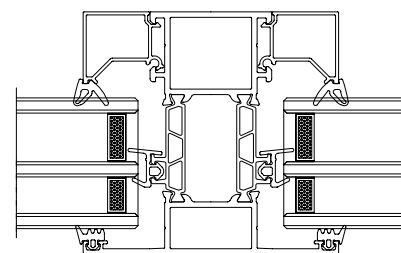
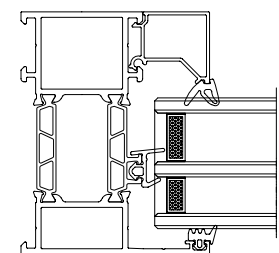
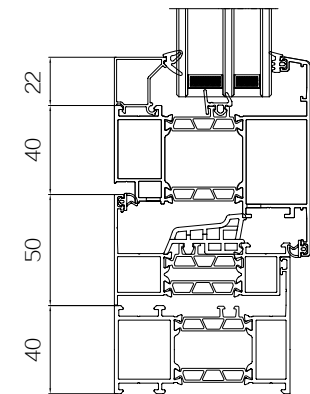


# K80 SERIES THERMAL BREAK ALUMINUM WINDOW



INSIDE

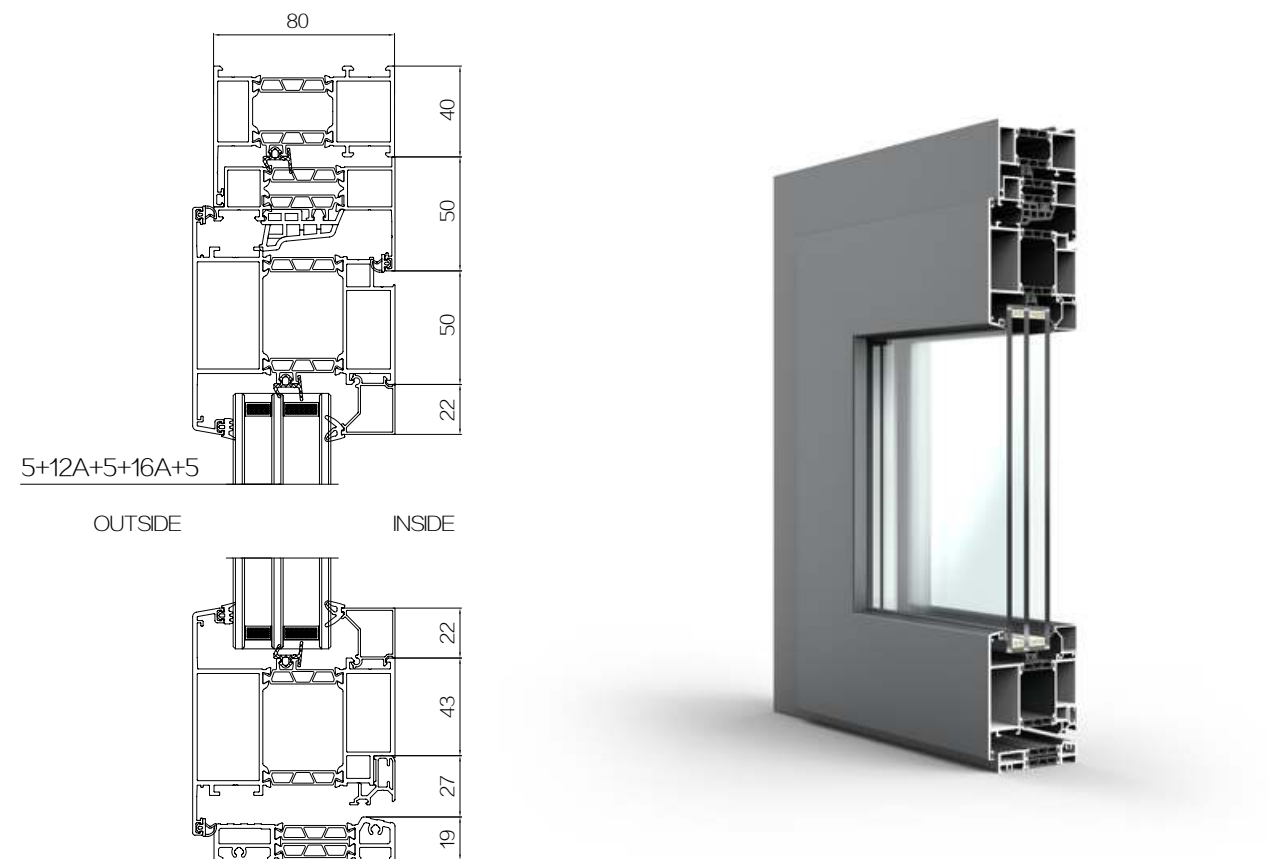
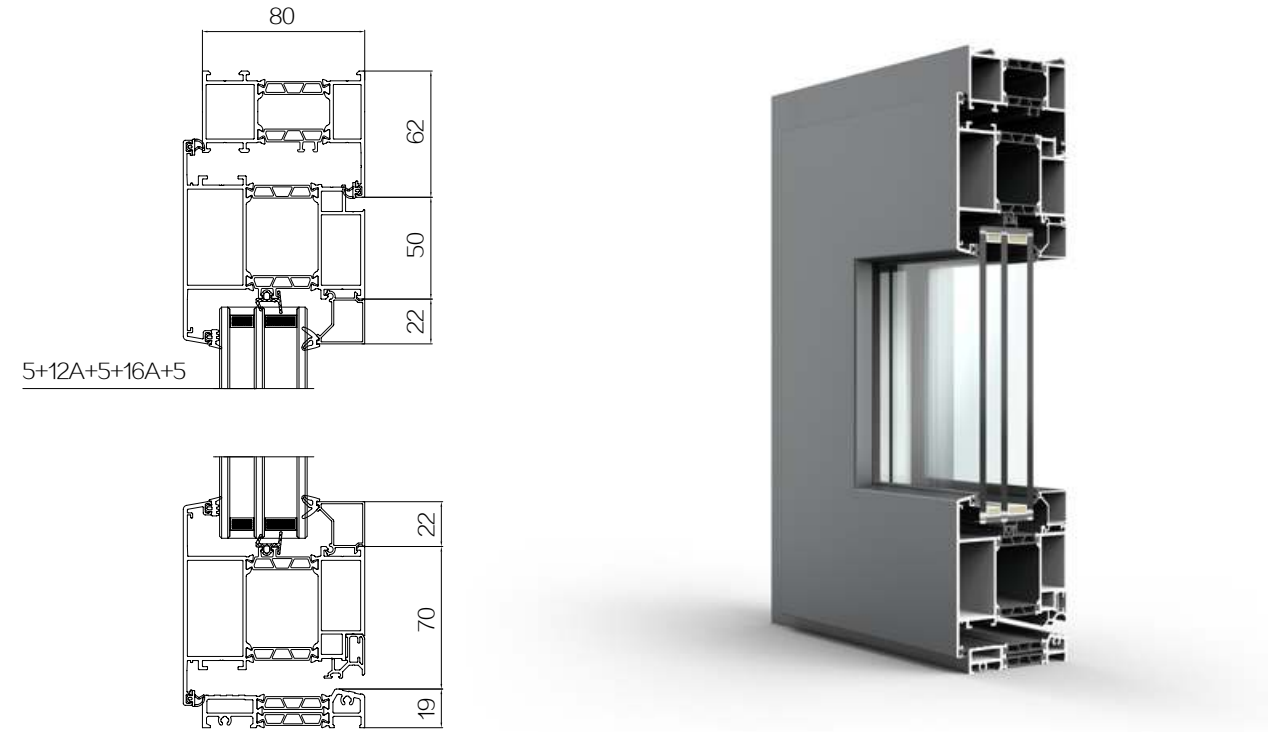

OUTSIDE



OUTSIDE



**K80** SERIES THERMAL BREAK ALUMINUM WINDOW




**CASEMENT  
DOORS SERIES**

The door frame and door leaf are all spliced at a 45-degree angle, with glue-injected corner code connectors, the connection is firmer and the structure is more stable. The structure of the middle seal is adopted, and the glass is divided into two parts, the drainage cavity and the sealed cavity, to prevent the hidden danger of poor sealing at the sealing position.

**35.3**  
Standard heat insulation strip

**1.8mm**  
German craft profile



PRODUCT DETAILS



# 91 SERIES THERMAL BREAK ALUMINUM CASEMENT WINDOW

**Technical Parameters:** Profile: 6060-T66 aluminum / thickness 1.8mm, local reinforcement 2.0mm.

## Heat insulation strip:

PA66-GF25-S54 high-quality heat insulation strip / standard configuration of heat insulation chamber filled with polyurethane sponge.

## Rubber strip:

high-performance EPDM foam composite sealing strip, standard soft and hard composite co-extruded isobaric rubber strip

**Profile thickness:** outer frame width is 91mm, heat insulation strip is 54mm; Sash width is 100mm, heat insulation strip is 54mm.

**Visible surface:** outer frame is 39mm / middle pole is 39mm / opening sash 57mm.

**Applicable size:** open sash width: 600mm-800mm,height: 600mm-2400mm maximum weight: 80kg

**Glass configuration:** 5mm+16A+5mm+16A+5mm

**Opening method:** glass sash: open to inside/tilt and turn inside/ top-hung window open to inside/bottom-hung window open to inside

## Basic parameters:



Watertight performance  
AS/NZS44201 standard:  
**600Pa**



Wind pressure resistance  
AS/NZS4420.1 standard:  
**± 4000Pa**



Airtightness coefficient:  
**Level 5**



Sound insulation performance  
ISO717 standard:  
**Rw37dB**



Thermal insulation performance  
AS/NZS44201 standard:  
**Uw1.4W/m2K**

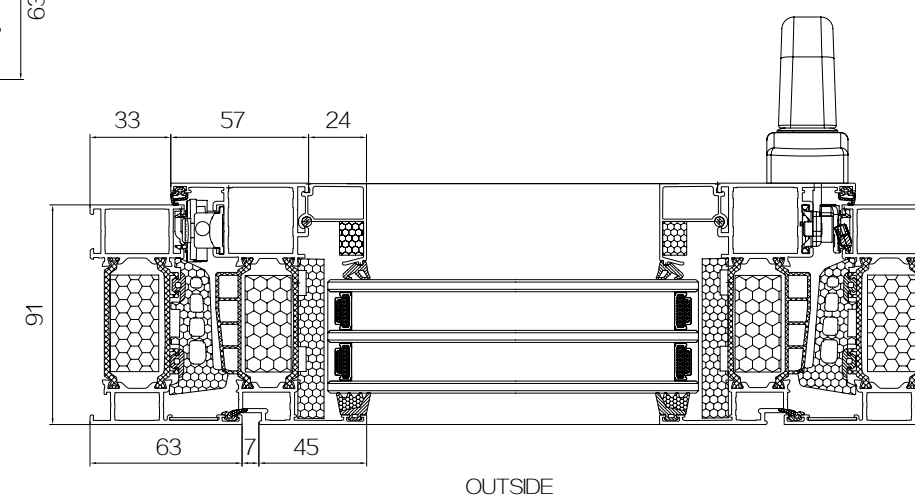
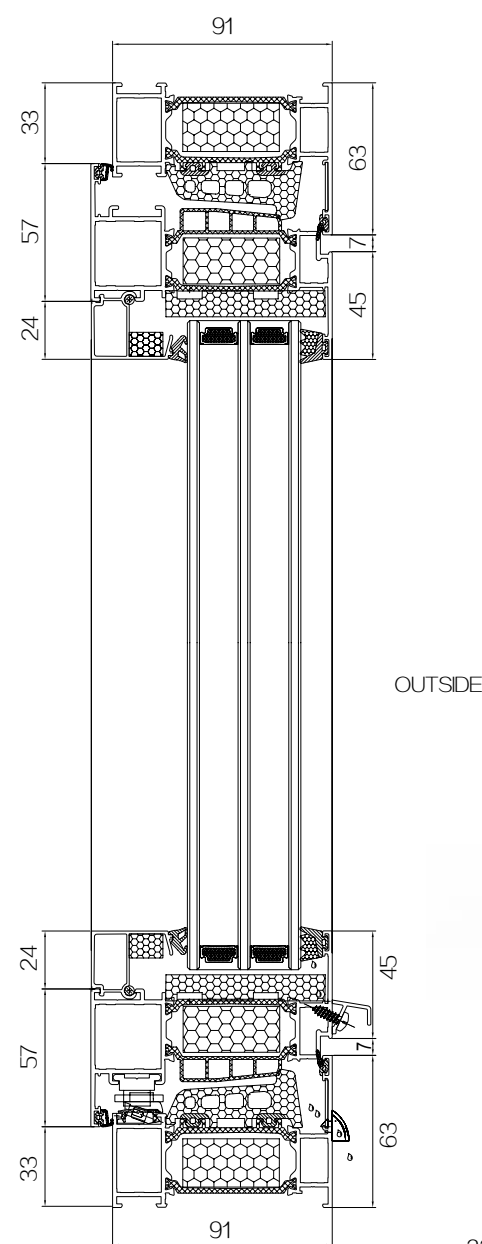
## Product description:

1. The glass sash and net sash all open to inside. The standard configuration is hidden drainage. Only the lower frame need drainage positions to have drainage grooves. The flow of rainwater is planned so that the rainwater can be smoothly discharged to the outside. , thereby improving the watertight performance of the entire window. The windows are more beautiful, and the standard drainage hole cover can prevent mosquitoes and insects.
2. The inside of the sash is equipped with rounded corners as standard, and the outside is equipped with safety corner protection, anti-collision, have double protection.
3. Isotherm design, standard configuration filled with polyurethane sponge, reducing heat convection, higher thermal insulation performance
4. Three seals are used to improve the airtightness, watertightness and thermal insulation performance of the whole window and prevent the intrusion of sand and dust.
5. The outside of the glass adopts soft and hard co-extruded composite rubber strips, which have good ability to absorb compression deformation, lower heat transfer coefficient, and the dense layer is closer to the outer side for better sealing effect.
6. Adopt 54mm special-shaped heat insulation strip, and the cavity of the heat insulation strip is made of thermal insulation closed-cell sponge, which can effectively improve the heat convection and heat radiation in the chamber of the heat insulation strip; the foam material is used between the glass and the profile to reduce heat radiation and convection in small gaps reduce the linear heat transfer coefficient of glass and profiles. Improve the insulation performance of the whole window.
7. The corners are made of die-cast aluminum corners with high precision; there are two connection methods: bumping the corners or fixing with screws; the two-component corner glue forms a ring seal at the corners to enhance the connection strength and sealing of the corners



# 91

## SERIES THERMAL BREAK ALUMINUM CASEMENT WINDOW





PRODUCT DETAILS



# 96 SERIES ALUMINUM SLIDING DOOR

## Profile thickness:

Frame thickness: 1.4mm Fan thickness: 1.4mm

## Product configuration:

The maximum size of single fan can be made:

fan width ≤ 1300mm fan height ≤ 2600mm maximum fan weight: 80kg

## Glass:

5mm + 12A +5mm double layer tempered insulating glass

## Grills: normal square grills

- 1.304 stainless steel net, standard color is black, silver color is optional
- 2.The 96 series is equipped with stainless steel rails for doors, and aluminum alloy rails for windows.
- 3.96 series two-track and three-track can be selected: high track or low track
- 4.The corner angle can be 90° and 135°

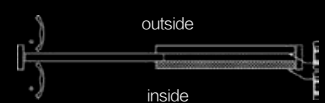
## Basic parameters:

 Thermal insulation coefficient: <b>Uw25W/m2K</b>	 Wind pressure resistance coefficient: <b>+2000Pa</b>	 Water tightness coefficient: <b>+300Pa</b>
 Air tightness coefficient: <b>Level 3</b>	 Sound insulation coefficient: <b>Rw up to 25dB</b>	

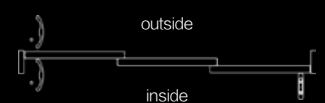
## Product description:

- 1.The cavity adopts EPDM sealing tape, which is not easy to age and is durable, and achieves a more comprehensive sealing effect.
- 2.Equipped with 5+12A+5 hollow tempered glass, it can effectively reduce the resonance effect of sound waves, and has a good sound insulation effect and complete functions.
- 3.Sliding fly screen/mosquito net can be added: it can be placed indoors and outdoors.


### Three track two + screen door



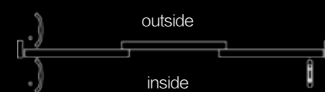
### Three rails and three fans



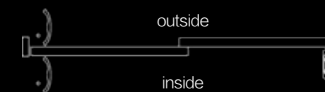
### Three rails and four leaves + screen door



### Two rails and three fans



### Two rails and two fans



### Two rails and four leaves + screen door



# HARDWARE CONFIGURATION



— Multipoint lock —



— Lock cylinder —



— Lock bag five piece set —



— Anti swing wheel —



— Lock body —



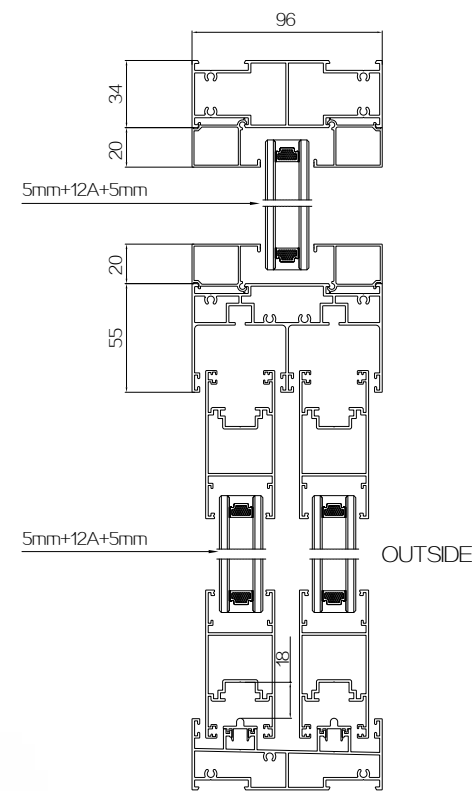
— Pulley double wheel —



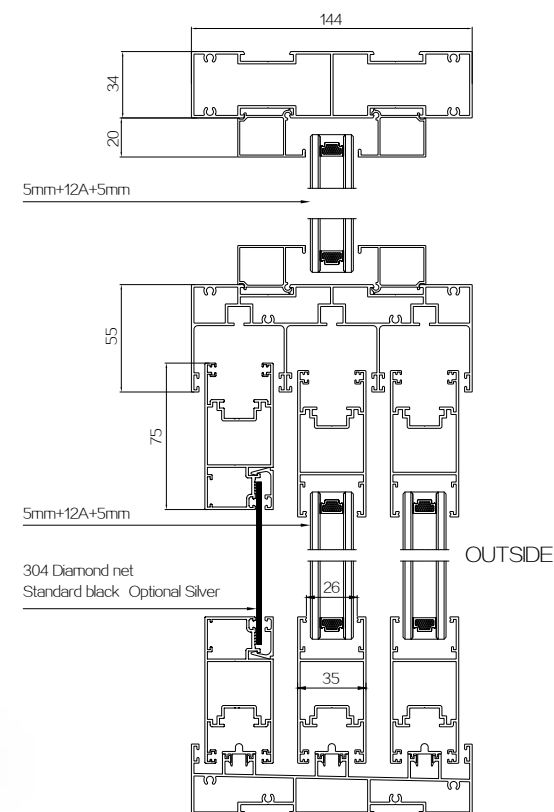
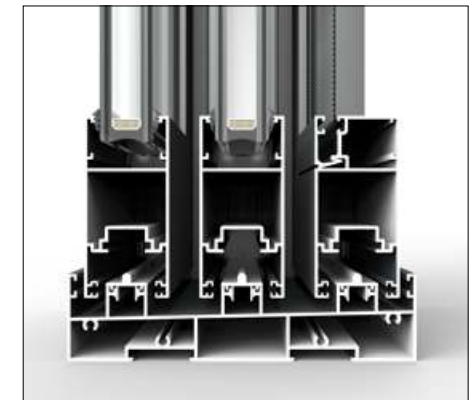

— Lock cylinder cover —

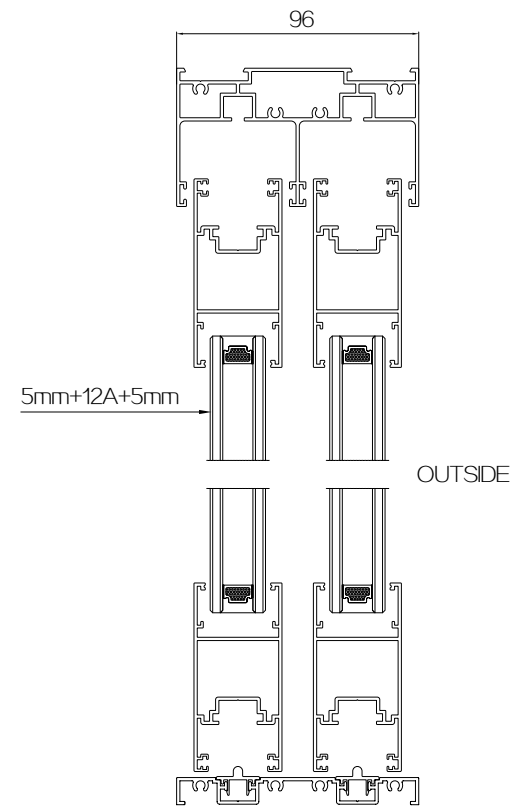



— Frame panel —



**PRODUCT  
DETAILS**



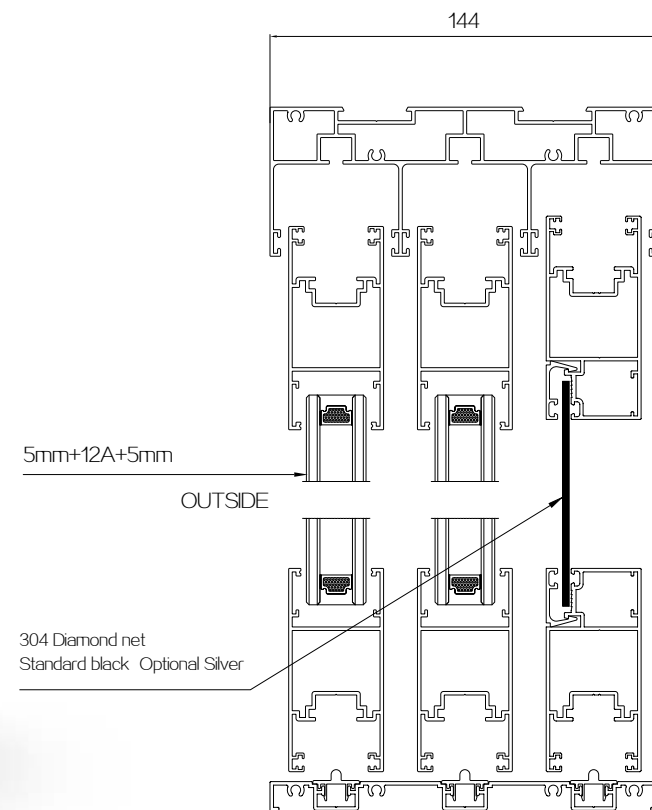


## Space Aesthetics

Space realizes art, and art pursues life simple, bright and elegant,

exuding an uncompromising sense of high-level inside, Outside the window is a jungle-like picture,

and there is a warm and strong fragrance in the room. When you rest, you can recall the time that has passed.



# 130 SERIES ALUMINUM SLIDING DOOR

## Profile thickness:

frame thickness: 1.8mm fan thickness: 1.8mm

## Product configuration:

The maximum size of single fan can be made: fan width ≤ 1500mm, fan height ≤ 2800mm, maximum fan weight: 80kg

## Glass:

5mm+16A+5mm double-layer tempered insulating glass

Material broken edges can be made into double tempered hollow glass of 5MM+27A+5MM

**Grills:** The new 130 series are conventionally square or diamond-shaped large grid strips with 27A hollow strips

**Blinds:** Electric blinds and magnetic blinds are available for the new 130 series

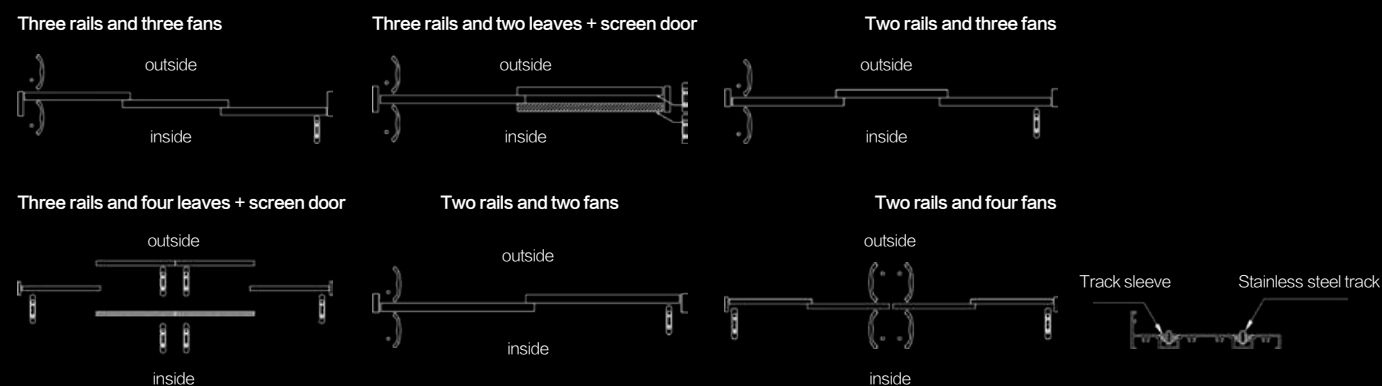
1. 130 series with 304 stainless steel net, standard color is black, silver color is optional
2. Standard stainless steel track for 130 sliding door series track The corner angle can be 90° and 135°

## Basic parameters:

 Thermal insulation coefficient: <b>Uw2.0W/m2K</b>	 Wind pressure resistance coefficient: <b>±2000Pa</b>	 Water tightness coefficient: <b>500Pa</b>
 Air-tightness coefficient: <b>Class 3</b>	 Sound insulation coefficient: <b>Rw up to 25dB</b>	

## Product description:

1. 1.8mm international profile thickness, standard German process design, make the product air tightness, water tightness and wind pressure resistance performance effectively reflected.
2. It can realize the double-track and three-track, and it can be opened flexibly. There are various styles and the design style is simple and atmospheric.
3. The profile design adopts European standard hardware notches and multi-point locks to meet the versatility of accessories on the market and achieve a good anti-theft effect.
4. Complete functions, mosquito net can be placed indoors and outdoors.
5. Hollow glass can be freely equipped with magnetic blinds and electric blinds, realizing two-way selection of daylighting and shading



# HARDWARE CONFIGURATION



Lock cylinder



Multipoint lock



handle



Lock bag five piece set



Anti swing wheel



Handle fixing screw



Lock body




Pulley double wheel



Lock cylinder cover

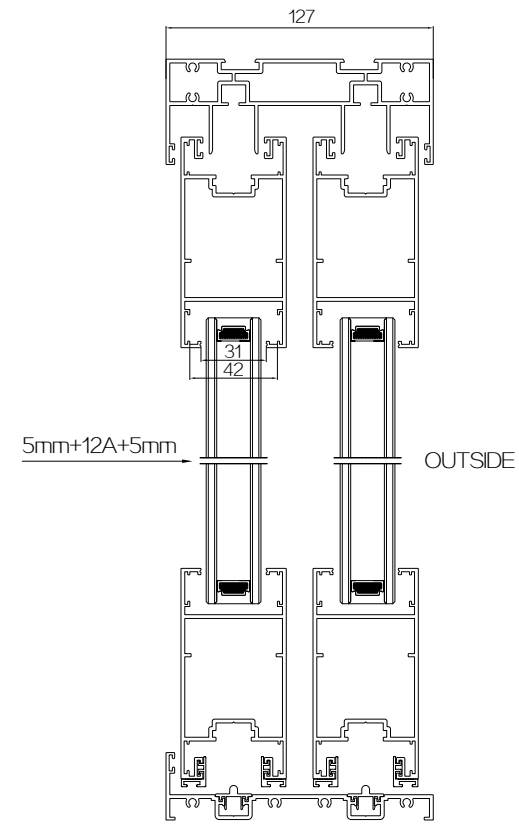


Frame panel


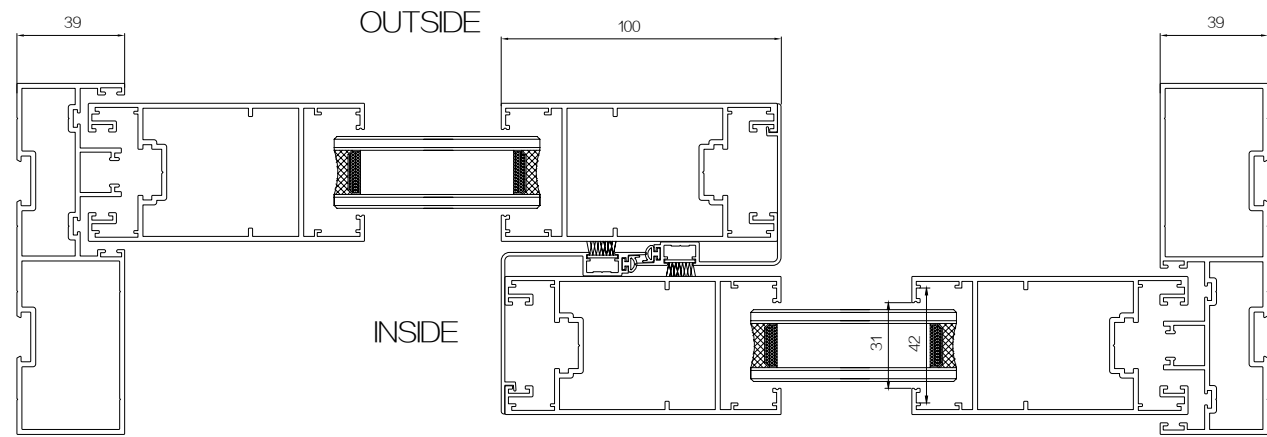


**OPK**  
Buffers and accessories


**130** SERIES ALUMINUM SLIDING DOOR



Low rail without retaining edge



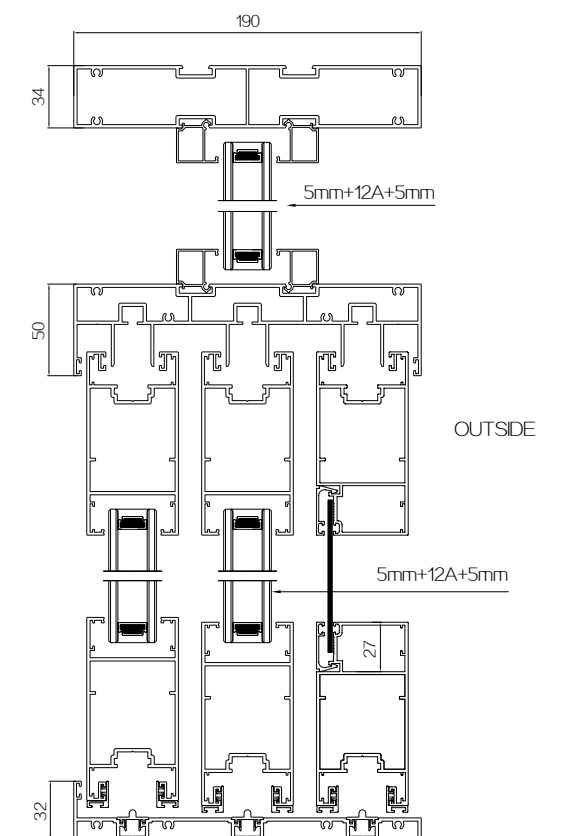
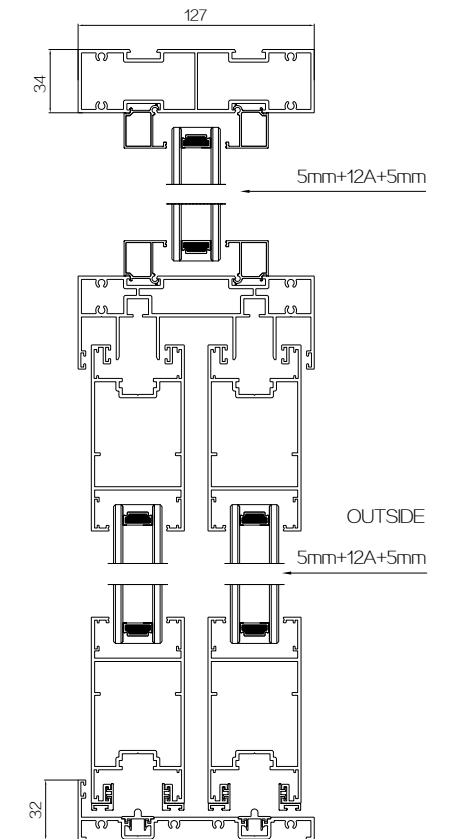

PRODUCT  
DETAILS





# 130 SERIES ALUMINUM SLIDING DOOR

In terms of professional quality,  
the application of artistic aesthetics was entrusted to an environmental manager.  
From art to life, follow the inner voice,  
return to simplicity and nature, and let life and beauty meet unexpectedly.



# 146 SERIES THERMAL BREAK ALUMINUM LIFTING SLIDING DOOR

## Product specifications:

Profile thickness: 2.0mm

Fan width: 600mm–2000mm    Fan height: 1500mm–3000mm    Maximum load: 100kg

**Standard glass:** 5mm+27A+5mm double-layer tempered insulating glass

**Blinds:** Electric blinds or magnetic blinds

**Insulation strip size:** 20mm

## Basic parameters:



Thermal insulation performance:  
**Uw1.7W/m<sup>2</sup>K**



Wind pressure resistance performance:  
**5000Pa**



Air-tightness coefficient:  
**level 3**



Sound insulation performance:  
**Rw35dB**



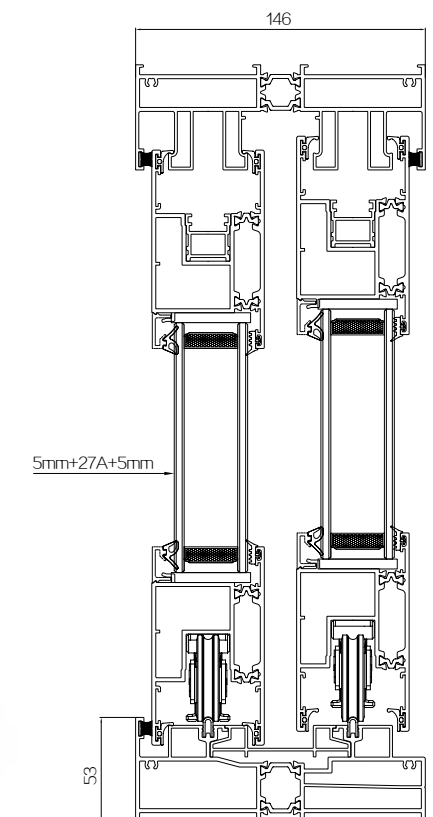
Watertight performance:  
**500Pa**

## Product description:

1. All sides of the door leaf and the frame body are sealed with rubber strips, and the connection between the outer frame and the upper and lower rails is sealed with waterproof plugs, waterproof gaskets and other seals, and the watertight performance is more than 500Pa.
2. The door leaf hook uses a plastic cover to divide the hook into two parts. The door frame uses a plastic plate insert to separate the door leaf from inside and outside to achieve separation between the inside and the outside. Control it below 1.7.
3. The frame and fan adopt the embedded structure, and the thickness of the profile is 2.0mm. In a single fan of 1.8 square meters, the wind pressure resistance value of the additional sleeve core can reach 5000PA.
4. It can be used for lifting sliding door, fixed door, ordinary sliding and other design, and also be used as a magnetic levitation electric sliding door.
5. The glass can be loaded and unloaded by laminating strips, which reduces difficulties in transportation and replacement of glass.




# 146 SERIES THERMAL BREAK ALUMINUM LIFTING SLIDING DOOR





PRODUCT DETAILS



Thermal break heavy  
**Lifting**



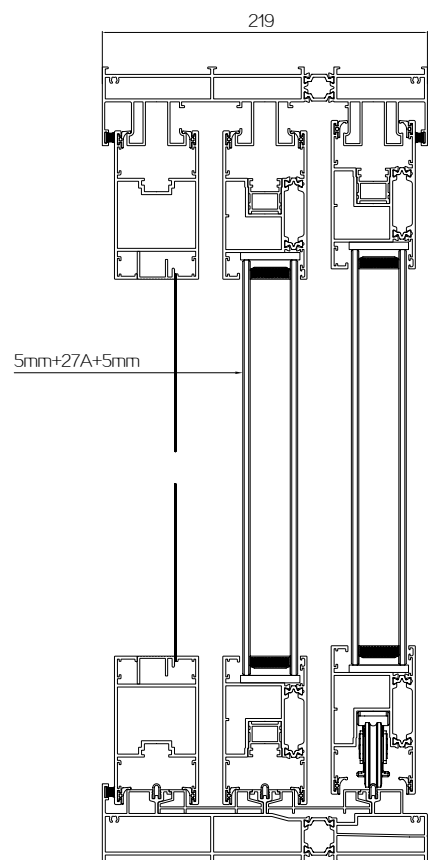
**Thick and heavy**

**More stable**





**146** SERIES THERMAL BREAK ALUMINUM LIFTING SLIDING DOOR



Three track Product details



Thermal break heavy  
**Lifting**



---

# ALUMINUM

## HEAVY LIFTING SLIDING DOOR

1. The lifting sliding door system adopts the principle of lever, by gently turning the handle to control the lifting of the door leaf.
2. When the handle is rotated downward, the door leaf is opened and fixed by the driver connected to it,
3. Make the pulley fall on the track of the lower frame, and drive the door leaf up, at this time the door leaf is open (freely sliding and sliding)
4. When the handle rotates upwards, the pulley is separated from the sliding track, and the door leaf is lowered.
5. The door leaf presses the rubber strip on the door frame under the action of gravity, and the door leaf is closed at this time.

# 170 SERIES ALUMINUM LIFTING SLIDING DOOR

## Product specifications:

Profile thickness : frame 2.2mm , sash 2.2mm , high track / low track 2.2mm

Door sash width : 600mm-2000mm Door sash height: 1500mm-2600mm

**Standard glass:** 5mm+12A+5mm+12A+5mm , triple-layer tempered insulating glass

**Profile width :** frame width 170mm , thermal insulation strip 40mm Door sash width 80mm , thermal insulation strip 33mm

**Visible surface :** upper track 56mm , thermal insulation strip 44mm , bottom track 50mm , thermal insulation strip 30mm

## Basic parameters:



Thermal insulation performance:  
**level 8** ( $1.6 \geq K \geq 1.3$ )



Wind pressure resistance performance:  
**level 3** ( $2.0 < P3 < 2.5$ )



Airtightness coefficient:  
**level 5** ( $2.0 \geq q1 \geq 1.5$ )



Sound insulation performance:  
**level 3** ( $30 \leq Rw+Ctr < 35$ )



Watertight performance:  
**level 4** ( $350 \leq Pa < 500$ )

## Product description:

1. Double track lifting sliding construction, strong and durable, can meet the needs of large size heavy lifting sliding door
2. The installation of a unique U-shaped groove makes hygiene cleaning more convenient and the overall more beautiful, and the design of its elastic mouth makes the sealing performance better.
3. Using the principle of equal pressure and a unique drainage structure, the sliding door is designed with reasonable drainage channels, completely avoiding the possible rainwater flow into the room and the phenomenon of water in the track.
4. Flexible opening mode, larger single door design, better interior landscape, all-round improvement of building and life quality;
5. The profile section is larger, using different thickness of insulating glass and multi-cavity heat-insulating aluminium profiles, with high tensile and bending strength, stable performance, not easy to ageing, long service life;

## HARDWARE CONFIGURATION



— 150kg pulley —



— 300kg pulley —



— lock seat —



— lifting pulley —



— Handle without cylinder hole —



— clasp hands —

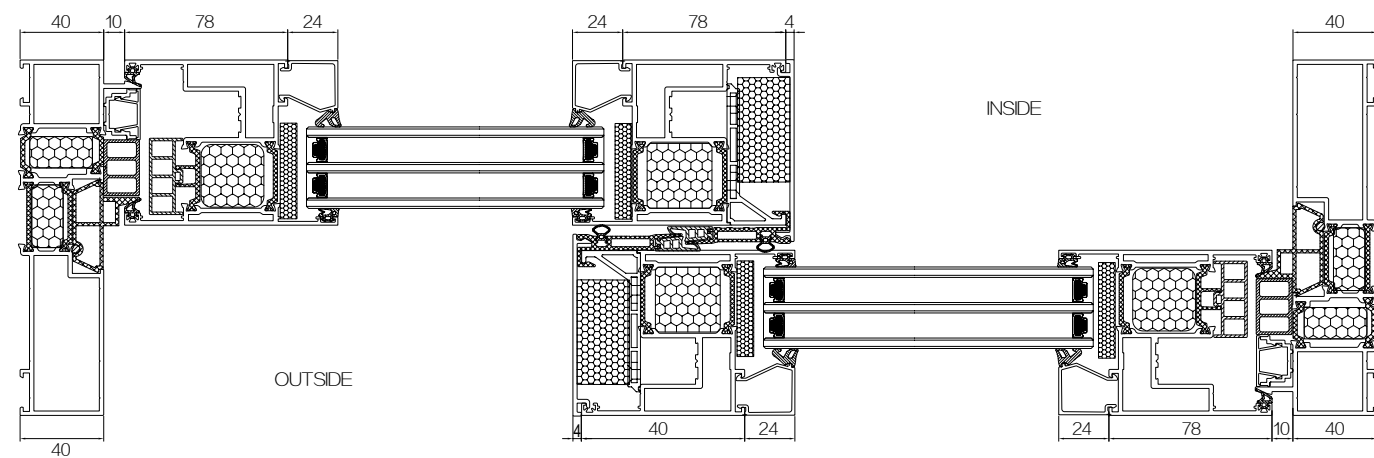
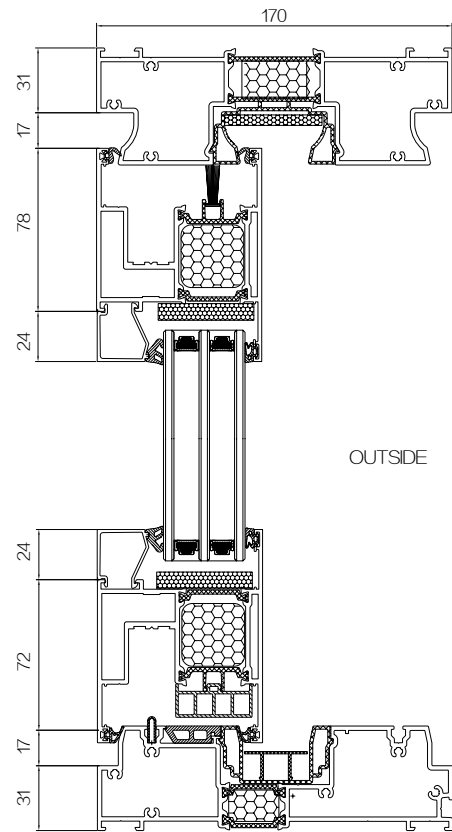



— Handle without cylinder hole —



— Lifting handle —

# 170 SERIES ALUMINUM LIFTING SLIDING DOOR



## Product details



# 190 SERIES

## HEAVY LIFTING SYSTEM SLIDING DOOR SERIES

### TECHNICAL PARAMETER

**Profile thickness:** 6060-T66 aluminum/wall thickness 3.0mm

**Heat insulation strip:** PA6-GF25-GB/T23615 high quality insulation strip

**Visible surface:** side frame 45mm/light positive surface 68mm/narrow side width:32mm

**Size specification:** sash width:600-2000mm sash high:1500mm-2600mm

**Glass specification:** 5mm+27A+5mm double layer tempered middle space glass

**Opening method:** Normal sliding,electric smart sliding,lifting system sliding

#### Basic parameters:



Heat insulation performance  
Level 8( $1.6 \geq K \geq 1.3$ )



Wind pressure resistance performance:  
Level 3( $2.0 < P3 < 2.5$ )



Air-tightness coefficient:  
Level 5( $2.0 \geq q1 \geq 1.5$ )



Sound insulation performance:  
Level 3( $30 \leq Rw+Ctr < 35$ )



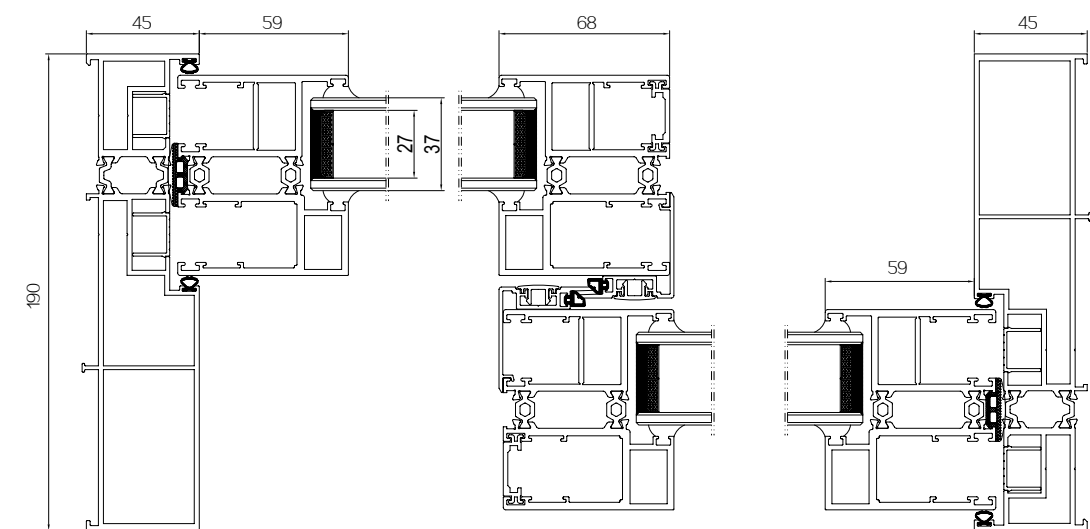
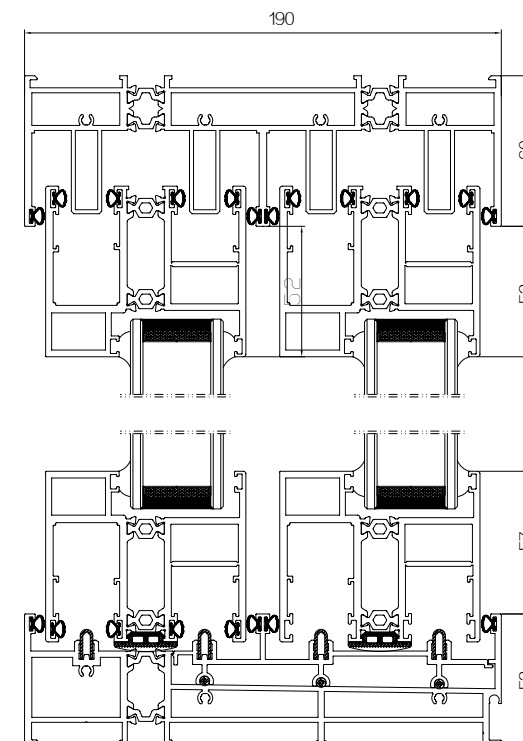
Watertight performance:  
Level 4 ( $350 \leq Pa < 500$ )


#### Product description:

- 1.Thermal break structure design,accomplish high insulation performance.
- 2.Double lifting system,with specialize sealing rubber and low friction rubber cooperate,accomplish high airtight watertight and insulation performance.
- 3.High eight support bottom roller,and single panel double row roller specification structure design,accomplish larger door panel production,satisfy the requirements of users of larger viewing fans.
- 4.Largest single panel can make 9 square meters,two bottom rail drainage water plan,specical drainage water design,outside install water pipe design,satisfy different scenes and drainage requirement,make the products excellent watertight performance.
- 5.Narrow side hook and enhanced narrow side hook design,accomplish large side full view sliding door effect,view without boundaries.

# 190 HEAVY LIFTING SYSTEM SLIDING DOOR SERIES

## TECHNICAL PARAMETER







# 73-65 SERIES THERMAL BREAK ALUMINUM HEAVY DUTY FOLDING DOOR

## 73-65 SERIES THERMAL BREAK ALUMINUM HEAVY DUTY FOLDING DOOR

### Product specifications:

The outer frame occupies the wall thickness 73mm, the thickness of glass door sash is 65mm

**Profile thickness:** Frame: 1.6mm; door sash: 2.0mm

**Width Singular door sash:** 500mm-900mm      **Width of even door sash:** 500mm-950mm

**Height of door sash:** 1000mm-3200mm; Maximum bearing      **Capacity:** 100kg

### Standard glass:

5mm+24A+5mm, double tempered insulating glass

### Basic parameters:



Heat insulation performance  
**Grade 7 ( $2.0 \geq K \geq 1.6$ )**



Wind pressure resistance performance:  
**Grade 3 ( $2.0 \leq P3 \leq 2.5$ )**



Airtightness coefficient:  
**Level 4 ( $2.5 \geq q1 \geq 2.0$ )**



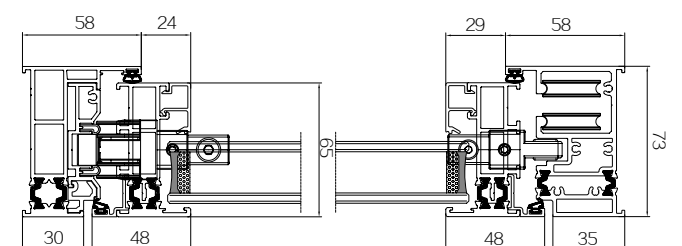
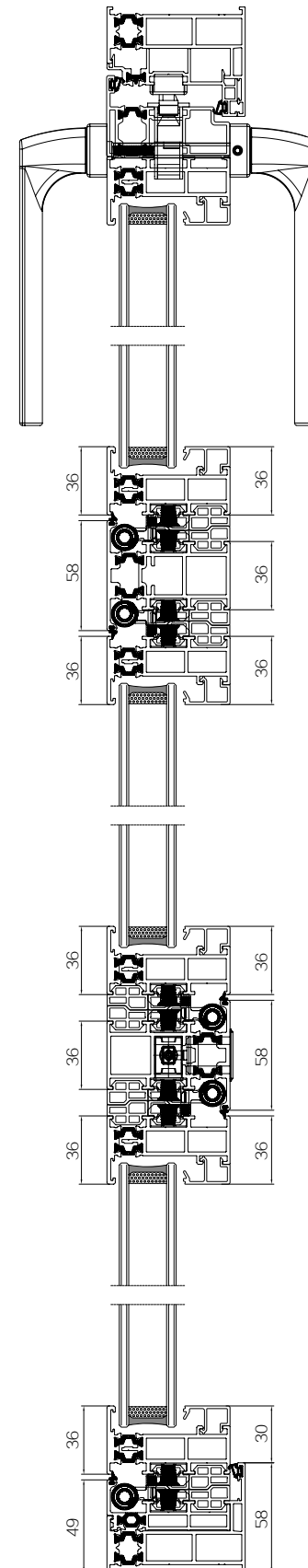
Sound insulation performance:  
**Level 3 ( $30 \leq Rw+Ctr \leq 35$ )**



Watertight performance:  
**Level 3 ( $250 \leq Pa \leq 350$ )**

### Product description:

1. The middle column between the door sash and the door sash is connected, and the hinge is cleverly hidden. At the same time, the hinge design can adjust the gap between the sash and the sash, and the site installation is more convenient.
2. Anti-clamping design is adopted between the door sash and the middle column, which gives customers a good hand feeling and ensures the safety of use.
3. The door sash is designed to cover the edge of the water, so that the door sash is closely pressed together with the surrounding frame in the closed state, effectively enhancing the water tightness and wind pressure resistance.
4. It can be equipped with barrier-free low track, high track, flat track and other lower track to meet different customer application requirements.
5. The glass notch of the door door adopts large hollow design, which makes the large hollow glass more sound insulation.
6. Single track design is adopted, the door can be 3.2 meters high, double track bearing is more safe and durable.
7. Folding door can be fully opened, good ventilation effect, wider vision. Can do any combination folding number folding door, can do free folding door combination.





PRODUCT DETAILS



# 75 SERIES ALUMINUM FOLDING DOOR

## Profile thickness:

frame thickness: 1.8mm Fan thickness: 1.8mm

## Specification:

Fan width: 650mm-900mm Fan height: 1500mm-3000mm Maximum fan load: 100kg

## Glass:

5mm+27A+5mm double tempered(single glass notch is 13mm)

## Grills:

75 folding door series are normally square grills or diamond grills (27A hollow)

## Blinds:

magnetic control Blinds and electric Blinds

## Basic parameters:



Thermal insulation performance:  
Uw3.5W/m2K



Wind pressure resistance performance:  
+2000Pa



Air-tightness coefficient:  
level 4



Sound insulation performance:  
Rw up to 25dB



Watertight performance:  
+400Pa

Standard 304 stainless steel track


## Product description:

- 6063-T5 profile has high strength, sound insulation and excellent safety performance.
- Excellent anti-corrosion performance, not easy to stick to dust and scale, super long weather resistance, shelf life  $\geq$  20 years.
- Using high-quality stainless steel guide rails, higher strength, longer life, and less movement resistance.
- The door leaf breaks through the traditional limitation that it can only be opened by half. It can be fully opened and moved to both sides to be folded in sequence to maximize the ventilation area.
- High load-bearing single-row deep groove ball bearings are used inside the pulleys, which have low resistance, light and stable operation, wear resistance, and long product life.
- The foldable design makes the open space reach the maximum limit, can fully see the external landscape, makes the indoor and outdoor unobstructed, and has a wide field of vision.
- The profile adopts EPDM sealing tape, which is not easy to age, more durable, and achieves a more comprehensive sealing effect.

# 75 SERIES ALUMINUM FOLDING DOOR

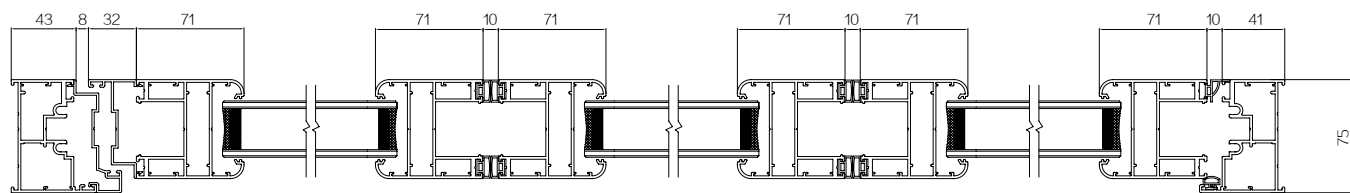
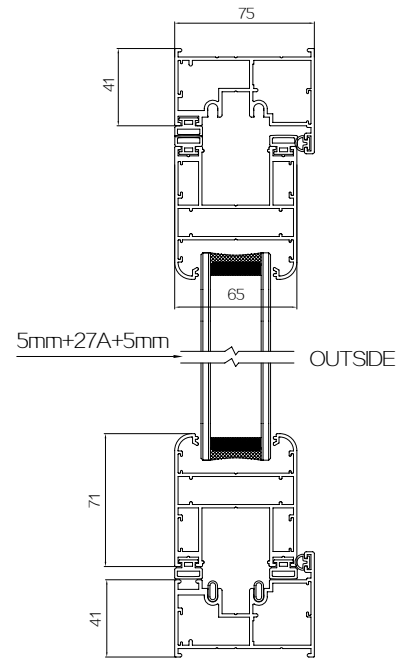


## Product details





**75** SERIES ALUMINUM FOLDING DOOR



OUTSIDE

**Folding door features**



After the folding door is unfolded, it can be pushed to the end, occupying very little side space and saving a lot of space.

And the light will not be blocked, which can make the house brighter and have a wider view.

# 88 SERIES THERMAL BREAK ALUMINUM FOLDING DOOR

## Technical Parameters:

Profile: thickness 2.0mm local reinforcement 2.2mm

**Size range:** door sash width: 500mm–900mm door sash height: 1900mm–3000mm

**Glass specification:** 5+27A+5mm double tempered insulating glass

## Profile thickness:

Frame thickness: 97mm Heat insulation strip: 20mm panel thickness: 88mm Heat insulation strip: 24mm

**Visible surface:** frame 43mm / opening Opening door sash 60mm

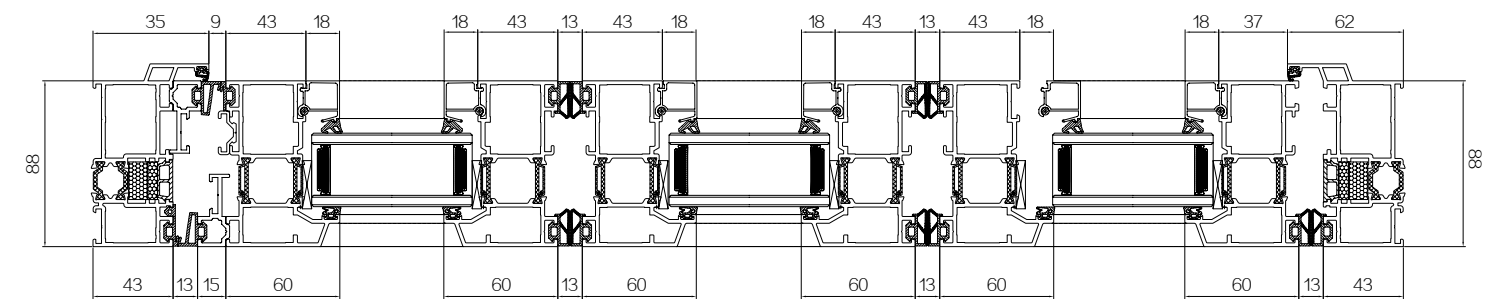
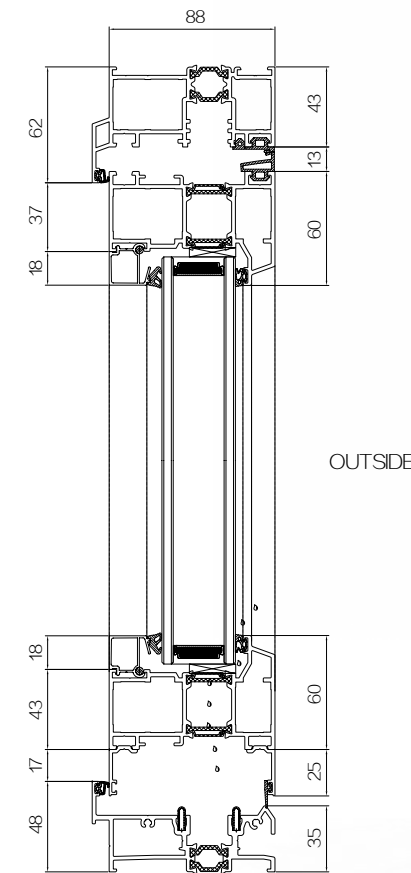
## Basic parameters:

 <b>32°</b> Insulation performance <b>Grade 8 (<math>1.6 \geq K \geq 1.3</math>)</b>	 Wind pressure resistance performance: <b>Level 3 (<math>2.0 &lt; P_3 &lt; 2.5</math>)</b>	 Airtightness coefficient: <b>Level 4 (<math>2.5 \geq q_1 \geq 2.0</math>)</b>
 Sound insulation performance: <b>Level 3 (<math>30 \leq R_w + C_{tr} &lt; 35</math>)</b>	 Watertight performance: <b>Level 3 (<math>250 \leq P_a &lt; 350</math>)</b>	

## Product description:

1. Less types of profiles, high versatility, lower mold and production costs;
2. The visible surface is small, the visible surface of the frame profile is 61.5mm, the visible surface of the sash profile is 60.5mm, and the visible surface of the threshold is 48mm. Taking the 431-style folding door as an example, in the fully opened state, the visible surface of the three door sashes only 257.2mm;
3. The combination of adjustable and non-adjustable hinges, the combination of flush bolts and multi point locking, stable locking, efficient assembly, and simple construction;
4. Built-in track and lower load-bearing structure, the center of gravity of the fan is centered, and various opening forms: 330, 431, 550, 633, 651, 770, 871, 853 and other forms, with a width of up to 7.2 meters;
5. Multi-channel sealing rubber strips are used between the frame and sash, and sealing rubber strips are also added at the hinges to form a continuous seal together frame and sash sealing rubber strips. There are also special rubber strip plugs and other accessories to improve the sealing effect and hide Type drainage and equal pressure design to achieve high watertightness (6 grades) and airtightness (8 grades), which can meet the use requirements of most places;
6. The sill connector improves the stability and efficiency of assembling the sill and the door frame, and at the same time, it is designed with a drainage channel, which cooperates with the hidden drainage and equal pressure design, effectively ensuring the drainage effect and appearance;
7. There is a 13mm gap between the sash and the frame, and between the sash and the sash. Even if an adult's finger is caught, it will not cause pinch injury. It has anti-pinch function and humanized safety design.

# 88 SERIES THERMAL BREAK ALUMINUM FOLDING DOOR



## Product details



# 68 SERIES THERMAL BREAK ALUMINUM FOLDING DOOR

## Profile thickness:

Frame thickness: 2.0mm Sash thickness: 2.0mm

Sash width: 650mm-1000mm Sash height: 900mm-3500mm Maximum weight of single glass Sash: 100kg

**Glass:** 5mm+27A+5mm double-layer tempered hollow glass Insulation strip size: 14.8mm.

**Grills:** diamond grills and square grills

**Blinds:** Electric Blinds and magnetic control Blinds

## Basic parameters:



Thermal insulation coefficient:  
**Uw2.0W/m2K**



Wind pressure resistance performance:  
**+2500Pa**



Airtightness coefficient:  
**level 5**



Sound insulation performance:  
**Rw up to 30dB**



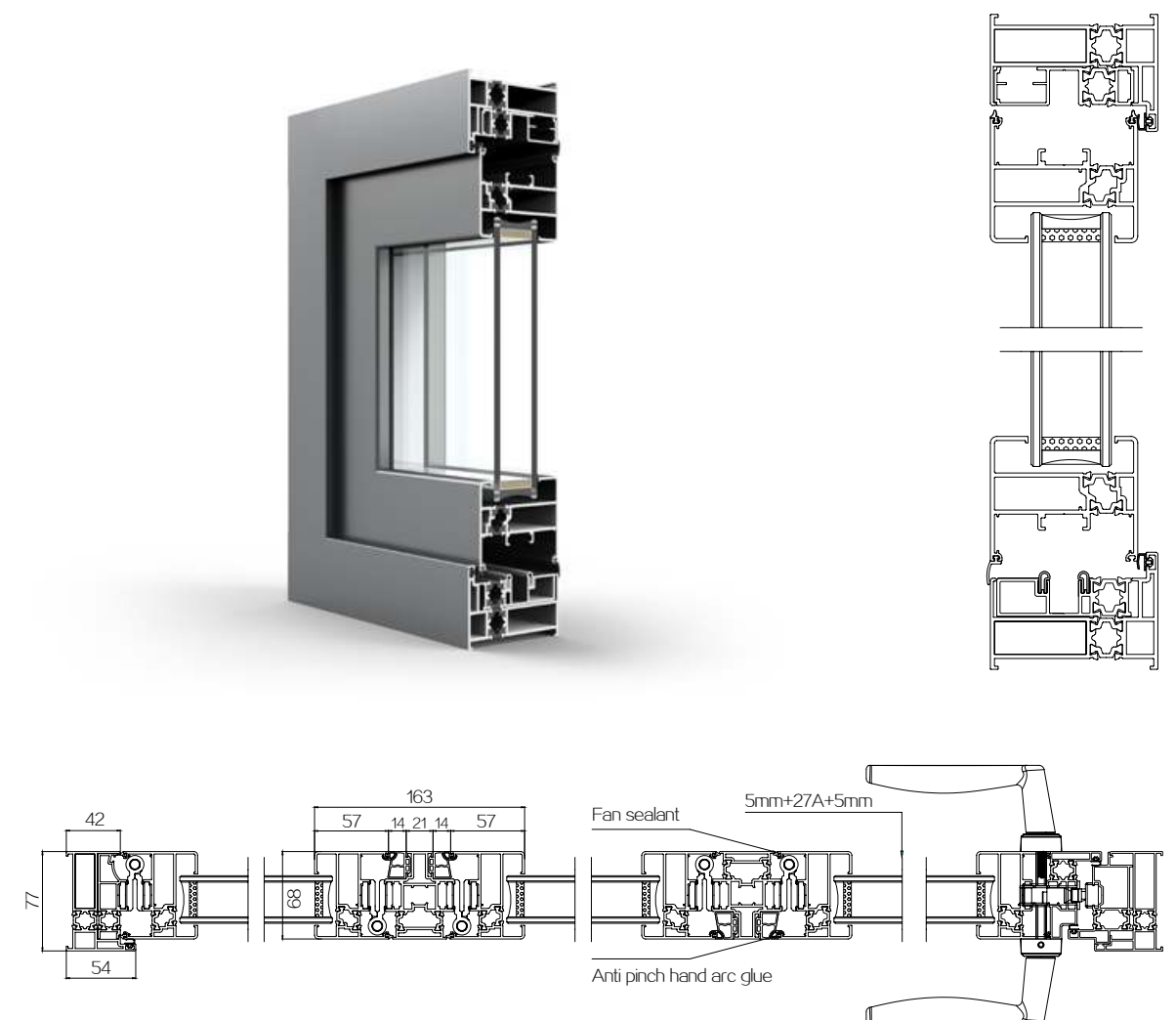
Watertight performance:  
**+500Pa**

## Product description:

1. The profile sash thickness is 68mm, and the visible surface of the door sash is 140mm after closing.
2. The upper part adopts the bearing design of the positioning pulley block, and the lower part adopts the load-bearing pulley block, which has higher safety performance.
3. Perfect sealing structure design, a variety of window and door types are available, folding Sashes can be odd and even; more doors can be freely folded left and right, concise and bright.
4. Arc-shaped sealant is installed between the door sash and the center column to prevent hands from being caught when pushing the door.
5. The lower wheel of super load-bearing bearing adopts high load-bearing single-row deep groove ball bearing inside the pulley, which has low resistance, light and stable operation, wear resistance and long product life.
6. The profile adopts EPDM sealing tape, which is not easy to age, more durable, and achieves a more comprehensive sealing effect.
7. Profiles and hardware windows and doors are common, door Sashes can be combined at will 440/422/431/330/321, etc.



# 68 SERIES THERMAL BREAK ALUMINUM FOLDING DOOR




# “ ALUMINIUM SWING HANDLE

## PRODUCT DETAILS



Fully automatic locking function of door leaf,  
Strict protection to reduce hidden dangers.

## Folding door hinge details



# 120 SERIES THERMAL BREAK ALUMINUM SLIDING WINDOW WITH NET

## Product configuration :

### 120 thermal break aluminum series when making windows:

fan width: 500mm-1500mm    fan height: 800mm-1500mm    Maximum fan weight: 60kg

### 120 thermal break aluminum series when making doors:

fan width: 600mm-1200mm    fan height: 1800mm-2400mm    Maximum fan load: 80kg

**Glass:** 5mm+20A+5mm double tempered insulating glass

**Grills:** normal square grid strips (20A hollow)

**Blinds:** magnetic blinds

## Basic parameters:



Thermal insulation coefficient:  
**Uw2.6W/m2K**



Wind pressure resistance coefficient:  
**± 2500Pa**



Water tightness coefficient:  
**+400Pa**



Air tightness coefficient:  
**Level 4**

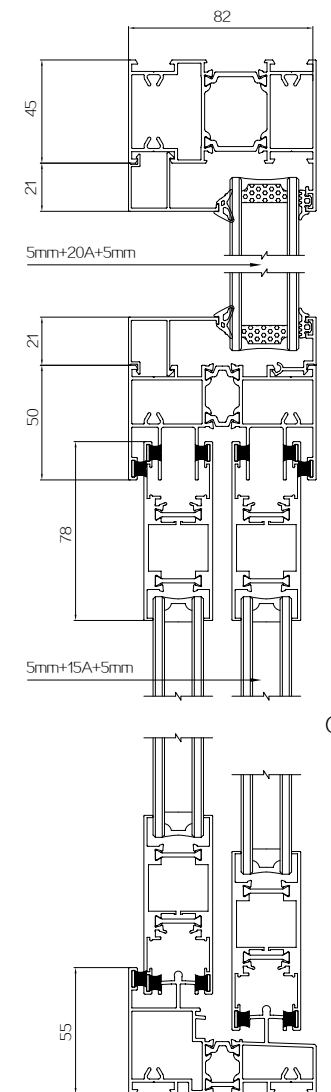



Sound insulation coefficient:  
**Rw up to 30dB**

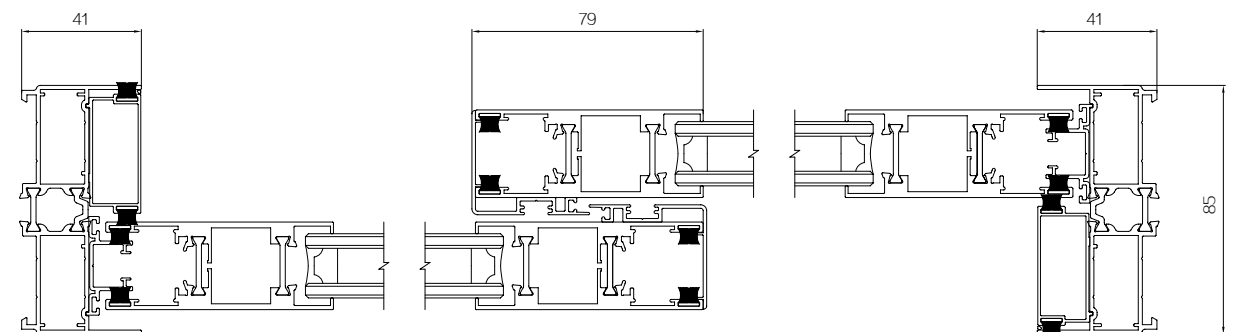
## Product description:

1. Material design adopts European standard notch to meet the versatility of accessories on the market.
2. Double-layer (5+20A+5) fully sealed hollow automotive-grade safety glass, double-layer sealing, better sealing; can effectively reduce the resonance effect of sound waves, and has good sound insulation and heat insulation effects.
3. High safety performance, single-sided one-word multi-point lock structure design, can be equipped with double-sided locks to achieve good anti-theft effect.
4. Hollow glass can be freely equipped with magnetically controlled hollow shutters to achieve two-way selection of lighting and sunshading.

# 120 SERIES THERMAL BREAK ALUMINUM SLIDING WINDOW WITH NET



OUTSIDE



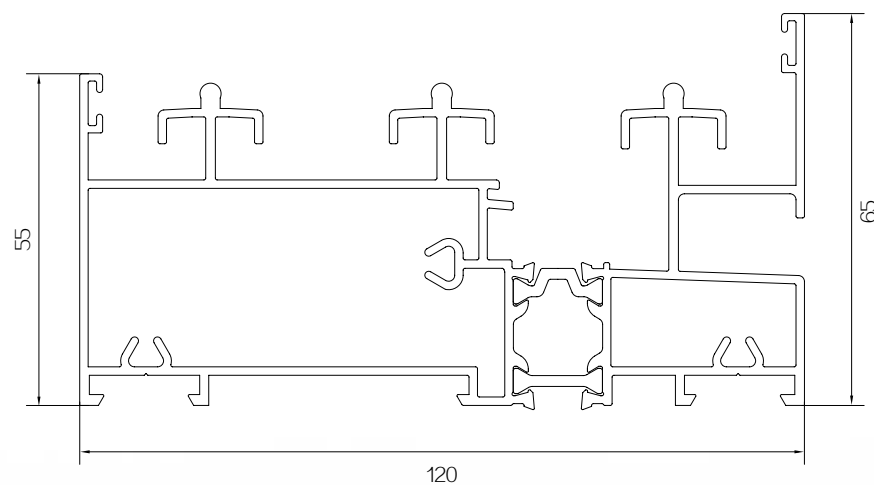
---

# 120 SERIES

THERMAL BREAK ALUMINUM  
SLIDING WINDOW WITH NET

---

Optional lower rail:



# 110 SERIES THERMAL BREAK ALUMINUM CASEMENT WINDOW WITH NET

## Product configuration:

### Profile thickness:

Frame thickness: 1.8mm      Fan thickness: 2.0mm

Fan width: 450mm-800mm      Fan height: 600mm-2000mm      Maximum load: 80kg

**Glass:** 5+20A+5 double-layer tempered hollow glass

**Blinds:** standard magnetic control hollow blinds

## Basic parameters:



Thermal insulation coefficient:  
**Uw2.5W/m2K**



Wind pressure resistance coefficient:  
**+2500Pa**



Water tightness coefficient:  
**+500Pa**



Air tightness coefficient:  
**Level 5**



Sound insulation coefficient:  
**Rw up to 30dB**

## Product description:

1. The frame width is 110mm, 14.8mm heat insulation strip is used, and nylon heat insulation strip (PA66GF25) is used, which has excellent heat insulation performance.
2. Double layer (5+20A+5) fully sealed hollow automobile-grade safety glass, which can be used as inner yarn and outer glass, double-layer sealing, better sealing;
3. It can effectively reduce the resonance effect of sound waves and has a good sound insulation effect.
4. Standard C-slot accessories on the general market, systematic design of rubber strips, seals, hardware and other accessories, realize the superior performance of window and door products, and ensure good air-tightness and water-tightness.
5. Insulating glass can be freely equipped with magnetically controlled hollow louvers to realize two-way selection of lighting and shading.
6. Diversified design of appearance and function, novel visual effect, filled with polymer thermal insulation material in the cavity, detailed design is fully upgraded, and product performance is improved.
7. The independent drainage system design of frame and fan can effectively improve the water tightness of the whole window and prevent rainwater from ingressing. The outer frame adopts a hidden drainage scheme, and the overall design is simple and elegant.


## HARDWARE CONFIGURATION



— Upper and lower hinge —



— Transmission box —



— Lock block + side drive rod —



— Friction stay —



— Lock body —



— Aluminum drive rod —

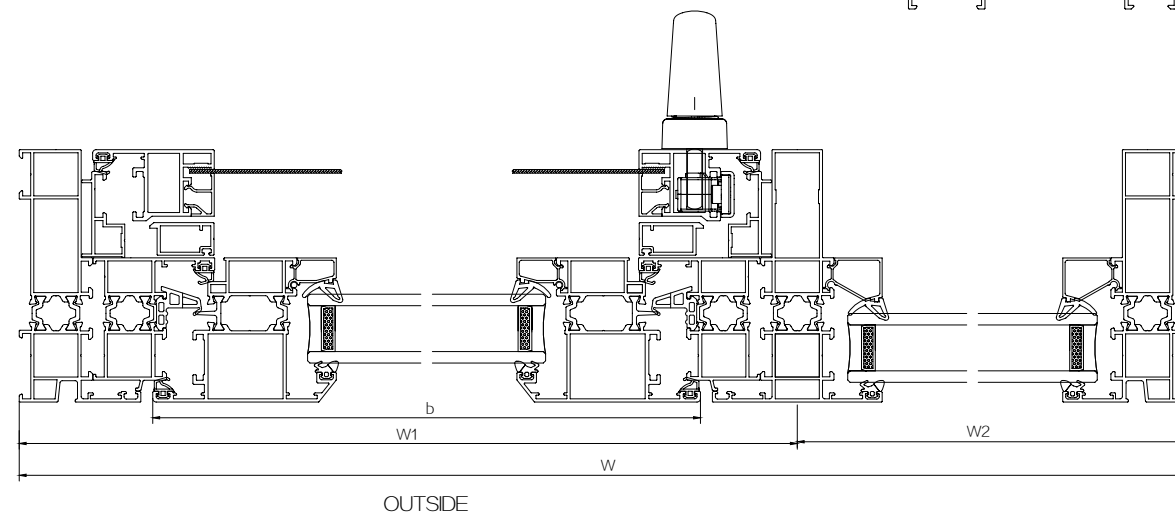
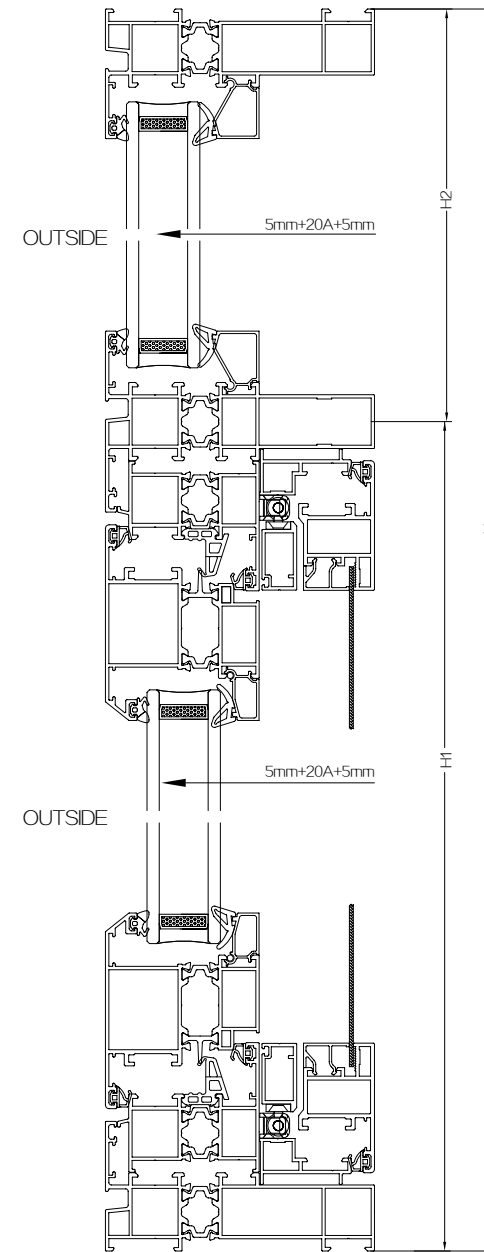



— Aluminum connector —



— Frame panel —

**110** SERIES THERMAL BREAK ALUMINUM CASEMENT WINDOW WITH NET




**SIMPLICITY LIFE**

Find a home to store your busy heart, without the noise and irritability of the world,  
Without the worldly complexity and helplessness, find your heart and make life easier and simpler.

# KEEP IMPROVING MANUFACTURING PROCESS

Continuously innovative R&D technology, excellent manufacturing process,  
The ingenious details touched people's yearning for a perfect life.



## Product details



# 50 SERIES ALUMINUM CASEMENT DOOR

## Profile thickness:

sash thickness: 1.4mm    door thickness: 1.8mm    Frame thickness: 1.4mm

## Tilt and turn window:

Fan width: 520mm-800mm    Fan height: 700mm-1500mm    Maximum fan load: 60kg

## Casement window:

Fan width: 400mm-800mm    Fan height: 700mm-1500mm    Maximum fan load: 60kg

## When the 50 series is used for casement doors:

Width: 600mm-900mm    Height: 1800mm-2400mm

**Glass:** 5mm+6A+5mm double tempered glass

In the case of broken edges, it can make up to 5mm+19A+5mm double tempered insulating glass

## Grills :

normal is falt grill (6A or 9A hollow)or square large grill (19A hollow)

**Blinds:** magnetic control Blinds

The corner angle can be 90° and 135°

## Basic parameters:



Thermal insulation coefficient:  
**Uw4.0W/ m² K**



Wind pressure resistance  
**2000Pa**



Water tightness:  
**300Pa**



Air tightness:  
**Class 3**



Sound insulation performance:  
**25dB**

## Product description:

- 1.The wall thickness of the standard profile is 1.4mm, and the design adopts the European standard notch to meet the versatility of accessories on the market.Easy to use, flexible, more space-saving, large opening area, wide field of vision, and more conducive to air convection.
- 2.The door leaf is beautifully designed and suitable for high-end villas, residences and clubs.
- 3.The opening style can be done: outside opening window, inside opening window, Tilt and turn window, top hung window;single casement door, double casement door.

## HARDWARE CONFIGURATION



— Wind bracing —



— Lock cylinder —



— Drive rod - lock seat - lock point - connector —



— Transmission box —



— Lock cylinder cover —



— Hinge —

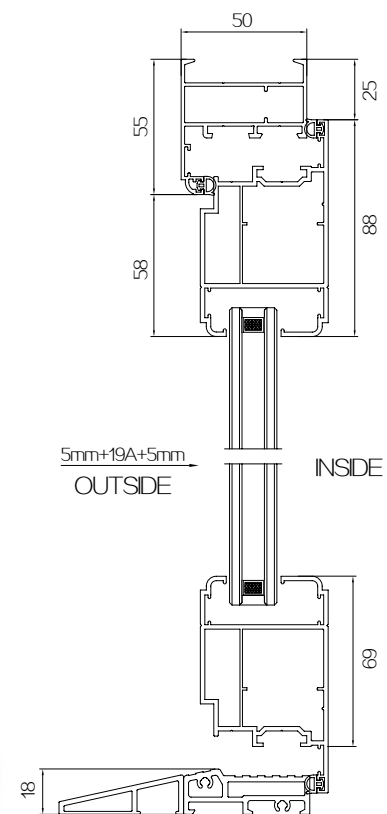
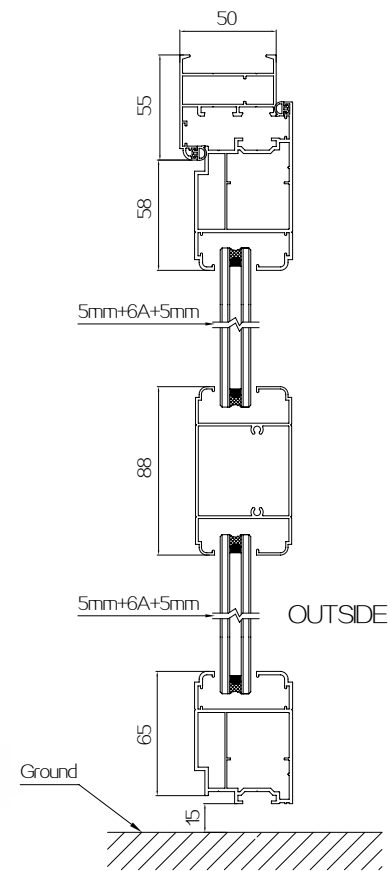



— Handle —



— Handle —

# 50 SERIES ALUMINUM CASEMENT DOOR



# 75 SERIES THERMAL BREAK SPRING DOOR

## Technical Parameters:

### Profile thickness:

6063-T5 grade aluminum alloy / thickness 2.3mm

**Heat insulation strip:** PA66-GF25-S20 high-quality heat insulation strip

**Profile width:** frame thickness 75mm, heat insulation strip 20mm; fan thickness 75mm, heat insulation strip 20mm;

**Visible surface:** frame 40mm / sash center column 26mm / opening sash 60mm, 80mm

**Dimensions:** panel width: 800mm-1000mm    panel height: 2000mm-2600mm    maximum fan weight: 130kg

**Glass specification:** 5mm+27A+5mm / 5mm+19A+5mm double-layer tempered insulating glass

## Basic parameters:



Thermal insulation coefficient:  
**Uw2.5W/m2K**



Wind pressure resistance coefficient:  
**+2500Pa**



Water tightness coefficient:  
**+500Pa**



Air tightness coefficient:  
**Level 5**



Sound insulation coefficient:  
**Rw up to 30dB**

## Product description:

1. The noise of opening and closing is small, and the walls on both sides of the door opening can not be occupied. The service life is long, and the heat preservation and dustproof performance are relatively good. It is suitable for various high, medium and low-grade decorative doors.
2. The frame and material of the door leaf are designed as a rectangular cavity, which is more firmly connected and more stable in structure. Combined with the double-layer insulating glass design, it is not only compact in structure, but also has good sound insulation and impact resistance, and is very solid and durable.
3. The door leaf adopts a flush design on all sides, with 19A/27A rectangular pressure line, which is not easy to deform. There is a sealing strip built into the C groove, which has better sealing performance, can effectively reduce the sound wave resonance, and has a good sound insulation and heat insulation effect.
4. The insulating glass can be freely equipped with magnetically controlled hollow louvers and electric louvers to realize two-way selection of lighting and shading.

# 75 SERIES THERMAL BREAK SPRING DOOR






## Product Features

The door leaf adopts a flush design on all sides, with 19A/27A rectangular pressure line, which is not easy to deform. There is a sealing strip built into the C groove, which has better sealing performance, can effectively reduce the sound wave resonance, and has a good sound insulation and heat insulation effect.

**75** SERIES  
THERMAL BREAK SPRING DOOR



**18** SERIES  
NARROW FRAME ALUMINUM CASEMENT DOOR



**Processing dimensions of windows and doors:**

Width : 817mm Height : 1925mm

**Glass:** 5mm frosted glass + 15A + 5mm Changhong glass

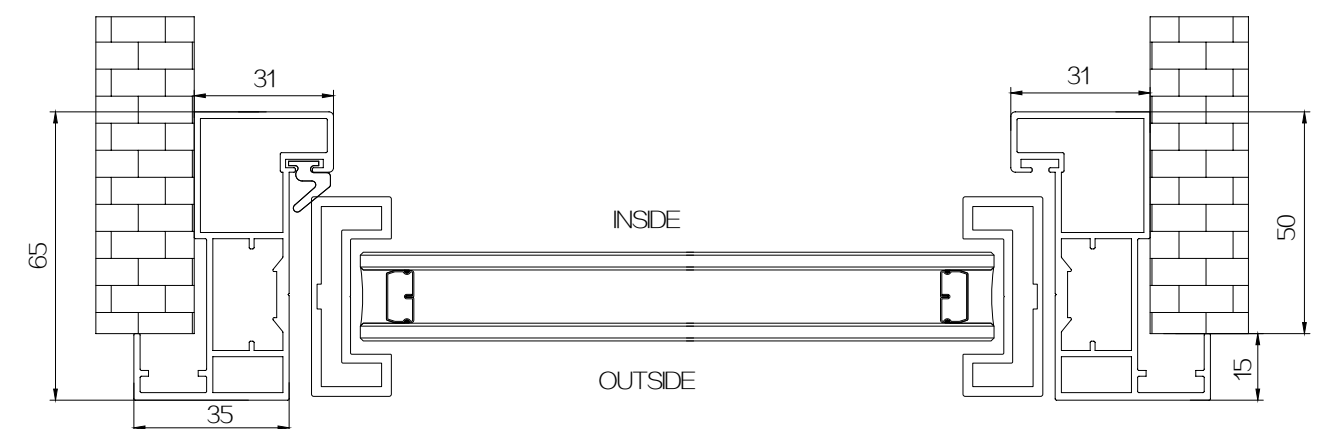
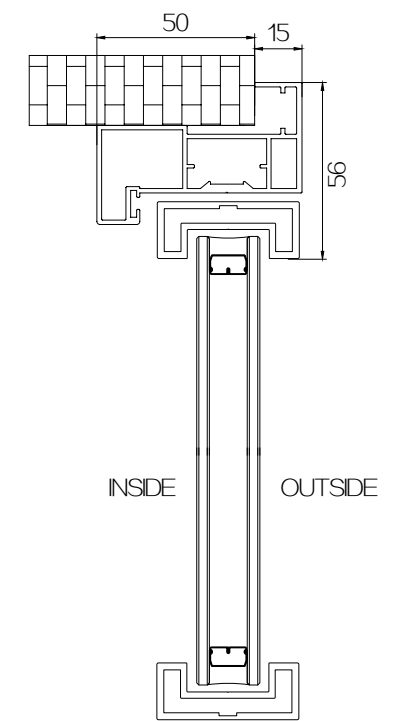
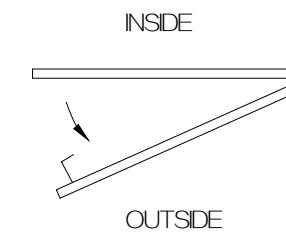
The glass frosting surface is on the indoor surface; Changhong glass is outside the room.

The concave convex surface of Changhong glass is made in the hollow layer.

**Package:** Double clad mode, wall thickness 190mm.

**Remarks:** door gap distance 10mm (between the bottom frame and the ground)

**18** SERIES NARROW FRAME ALUMINUM CASEMENT DOOR

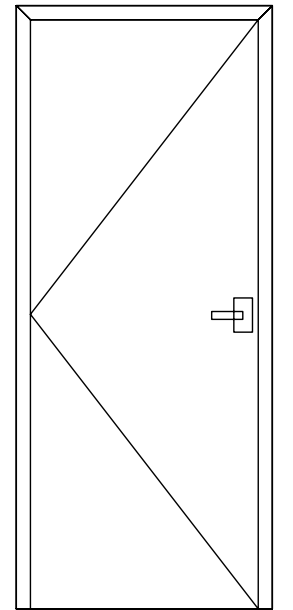
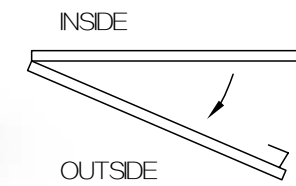




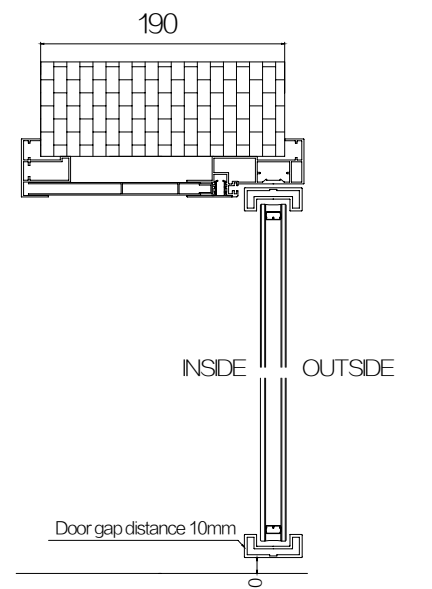
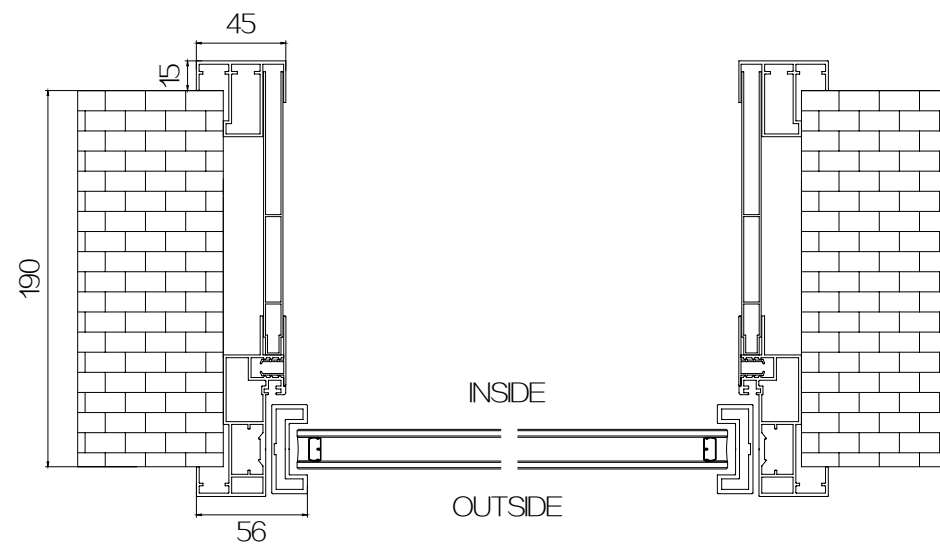
**18** SERIES  
NARROW FRAME ALUMINUM CASEMENT DOOR



Double jacket



Remarks: It's 10mm between the bottom frame and the ground



---

**85 SERIES** THERMAL BREAK ALUMINUM TRANSLATIONAL INWARD OPENING WINDOW

---



---

**PRODUCT CHARACTERISTICS:**

---

**Outstanding thermal insulation, sound insulation, and climatic environmental performance**

Standard aviation grade sealant strip that meets European standards, super strong sealing, thermal insulation, and insulation to prevent air and water leakage.

**Durable stainless steel mesh**

Effective anti-theft, preventing invasion of animals such as rats and mosquitoes; High rise building fall prevention safety protection.

**Inner pouring is more considerate**

Indoor ventilation avoids direct wind blowing towards the human body, making it less prone to catching a cold and effectively preventing a large amount of rainwater from splashing into the room.

**Excellent performance**

Achieve wind pressure resistance of 8 levels, air tightness of 8 levels, sound insulation of up to 30 decibels, and thermal insulation performance of up to 2.0

---

**SAFE NOT TO COLLIDE  
NOT OCCUPYING INDOOR SPACE**

Ordinary casement windows can easily cause collisions and accidents when opened.



## SAFE AND PRACTICAL

When opening a sliding window, the sash does not occupy indoor space and the faucet will not affect the ventilation of the window. More items can be placed on the windowsill with peace of mind, and there is no need to worry about being injured by the window corners when getting up or looking up. It is safe and practical!

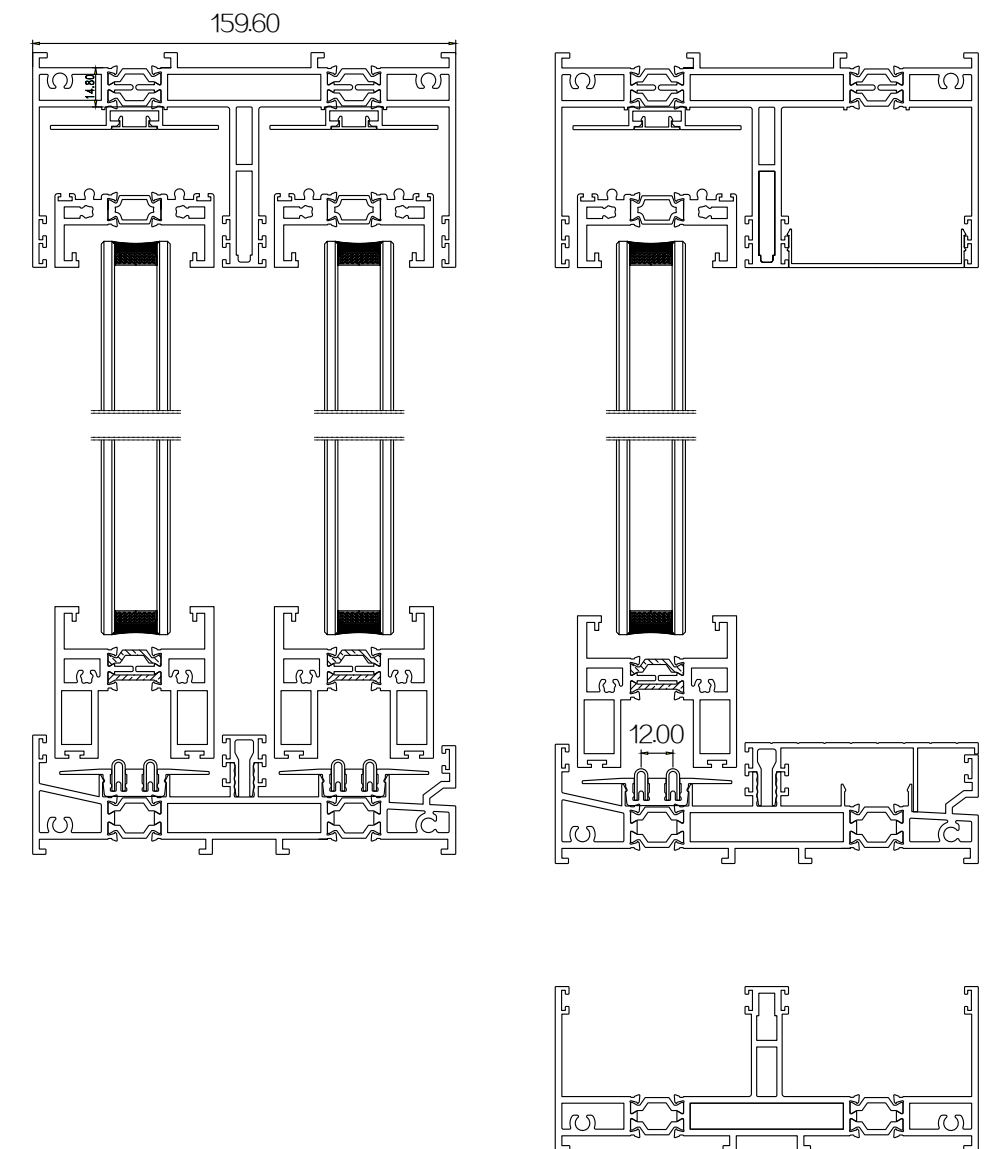


## HAVE YOU ENCOUNTERED THIS KIND OF TROUBLE WHEN OPENING WINDOWS AT HOME?

When opening a window, you are always hindered by the curtains. The sliding window effectively avoids the impact of opening the window on the interior, and does not affect the use of curtains or clothes hangers. It has excellent sound insulation, heat insulation, and sealing effects, and it is simple and beautiful. It's very suitable for use at home!



# 160 SERIES THERMAL BREAK ALUMINUM SLIDING DOOR



## TECHNICAL PARAMETER

<b>PROFILE WALL THICKNESS:</b> 2.5/5.0mm	<b>FRAME WIDTH:</b> Two tracks 160mm
<b>HOOK UP VISUAL SURFACE:</b> 27mm	<b>GLAZING REBATE:</b> 42mm
<b>SIDE WIDTH OF SASH:</b> 60mm	<b>GLASS CONFIGURATION:</b> 6mm+24A+6mm-Hollow tempered glass

## BASIC PARAMETERS:



Heat insulation performance  
Level 4 (2.6)



Wind pressure resistance performance:  
Level 9 (5.0Kpa)



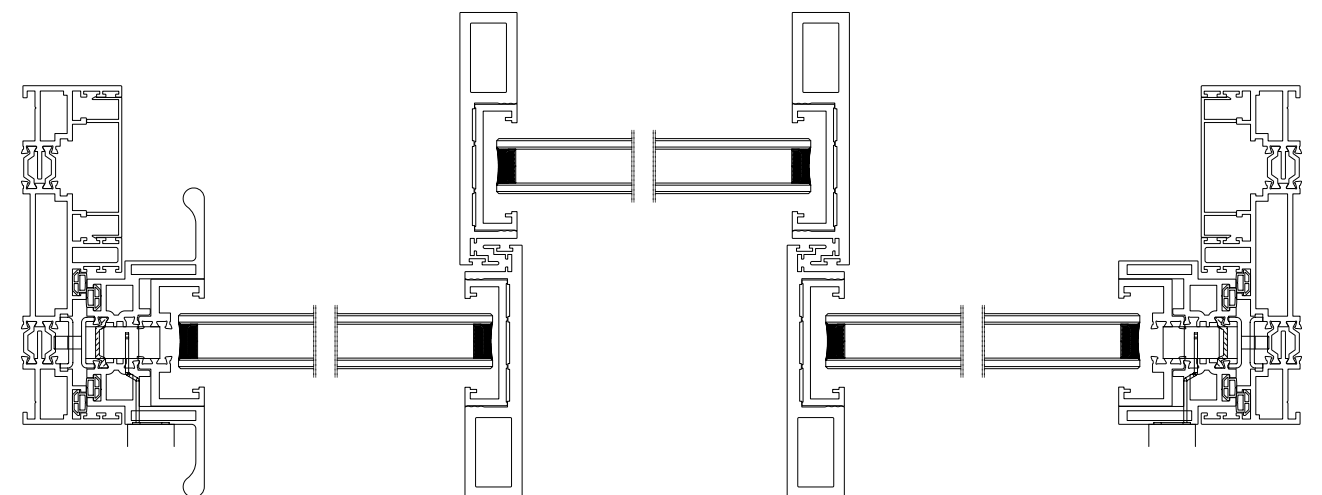
Airtightness coefficient:  
Level 6 ( $q1 \leq 0.5$ )




Sound insulation performance:  
Level 4 (35db)



Watertight performance:  
Level 5 (700Pa)





**DESIGN OF WATER RETAINING HIGH RAIL**

The lower track can be designed with high track, which can effectively prevent rainwater from penetrating into the room and has good waterproof performance. At the same time, it can effectively prevent mosquitoes from entering the room from the track and reduce mosquito nuisance.



**DESIGN OPTIONAL**

The floor pulley design, heat preservation, shock absorption and stability. Strengthen the overall sealing, more effectively reduce the decomposition force, and make the push-pull feel more "silky"



**HIDDEN SASH DESIGN  
BEAUTY · INTERPRETATION OF HIGH-END TASTE**

Adopting the current popular hidden sash design to broaden our horizons;  
The hidden side sash allows the space to have a super large lighting area, giving our hearts a sense of unrestricted comfort and freedom.



**STRENGTHEN ENTERPRISE DESIGN**

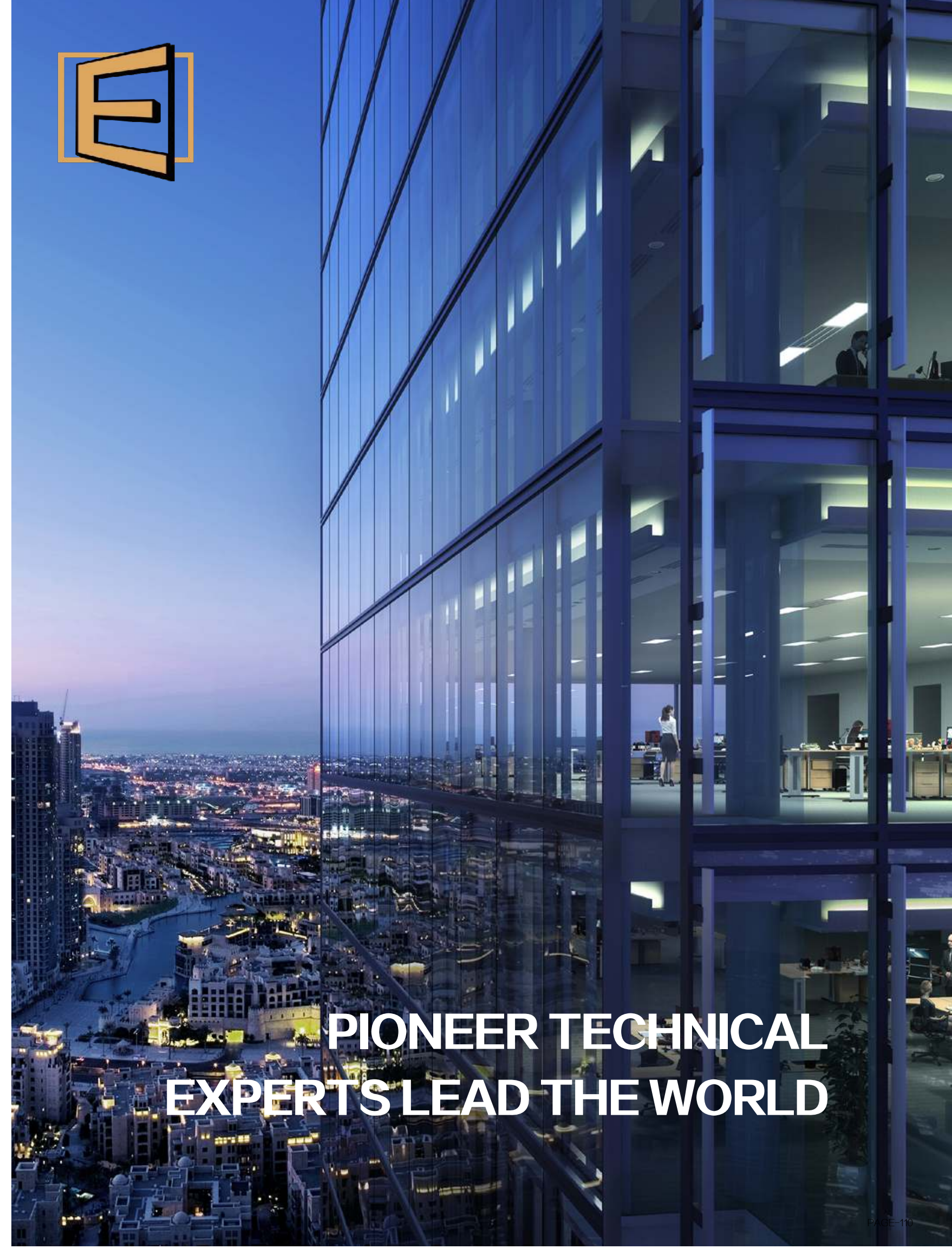
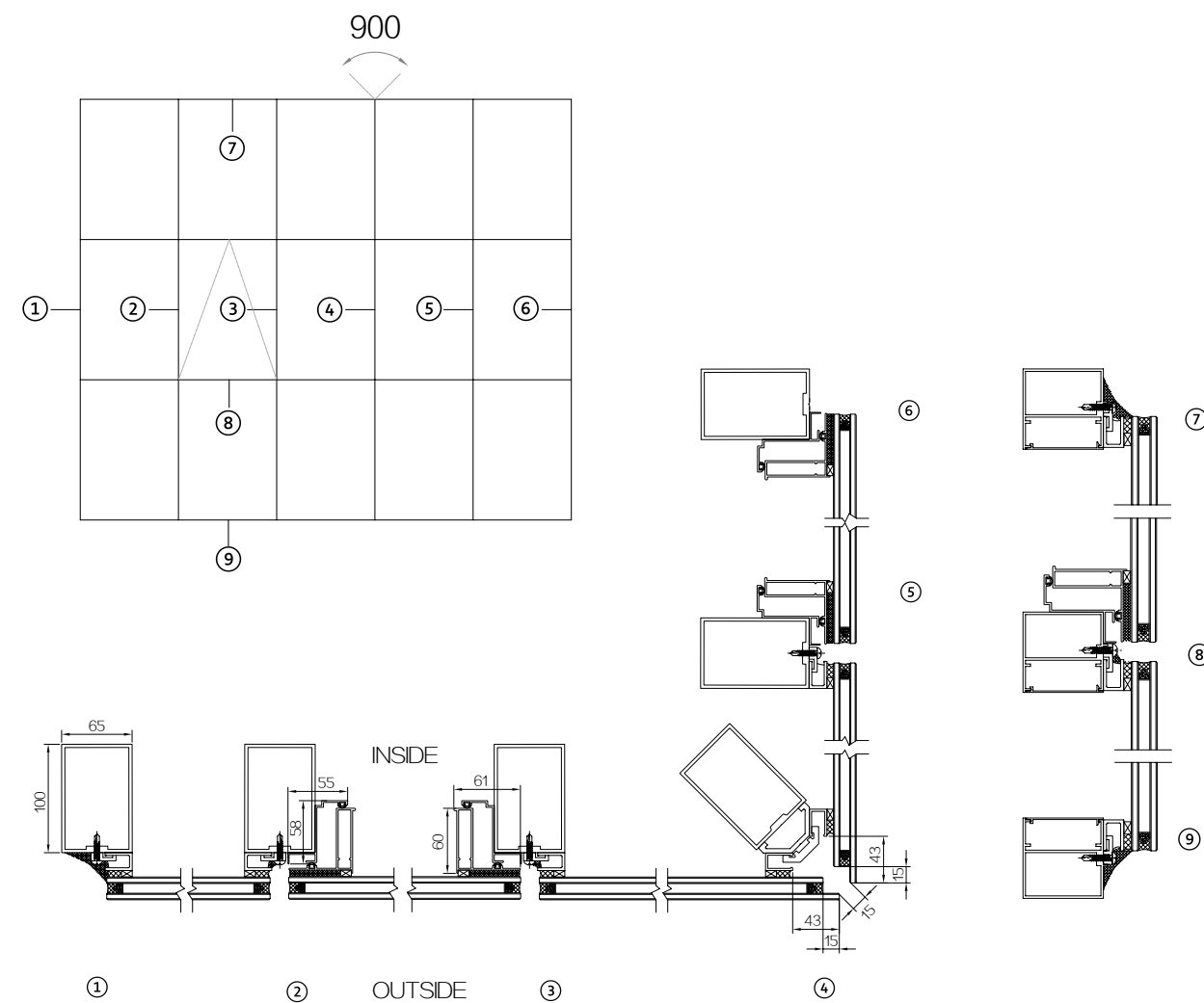
The hook adopts strengthened treatment, and the protruding part can be used as a handle, with better wind pressure resistance. It can be easily opened and closed when pushing and pulling hundreds of kilograms of glass.

# 100 \* 65 INVISIBLE ALUMINUM CURTAIN WALL



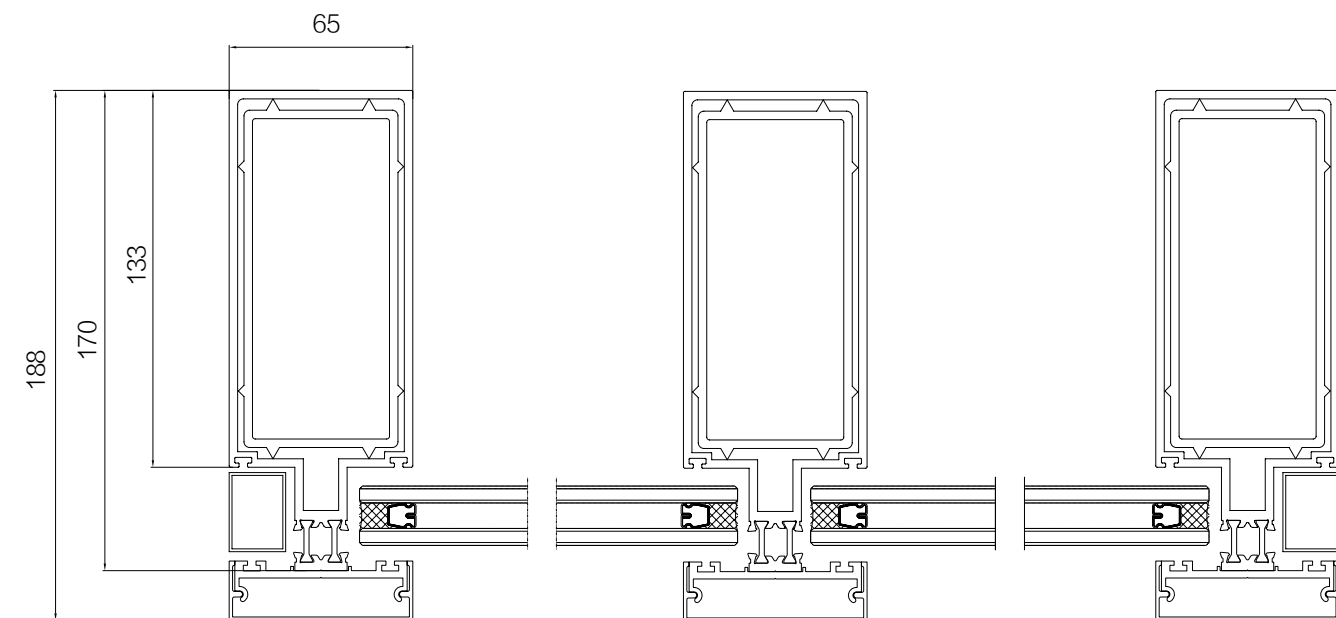
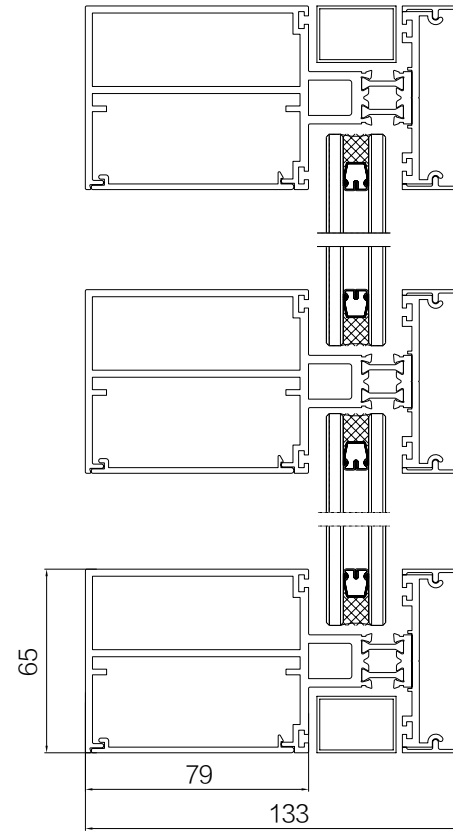

## Main features of frame type (element type) curtain wall

1. The construction method is flexible and the process is relatively mature. After many engineering practice tests, it is the most adopted curtain wall structure at present.
2. The main structure has strong adaptability, and the installation sequence is basically not affected by the main structure.
3. The joint is treated with sealant, with good water tightness and air tightness, good thermal insulation, sound insulation and noise reduction capacity, and certain resistance to interlayer displacement.
4. Panel materials and unit components are manufactured in the factory, and the service performance of structural adhesive is guaranteed.



**PIONEER TECHNICAL EXPERTS LEAD THE WORLD**

**147\*65** THERMAL BREAK ALUMINUM  
VISIBLE CURTAIN WALL



# ART Of Architecture

In addition to transparent, livable and beautiful functions, it also has more functions,

It is important to have energy-saving and safety features. Building curtain wall,

The wall usually bears more than 65% of the energy-saving effect of the building,

The building has a strong displacement and deformation ability because of the building curtain wall,

Strong resistance to deformation and earthquake resistance.

Whether in the garden or on the terrace,  
Wanjia windows and doors tailor-made the exclusive sunshine room shape for you.




## Customize Your space



**Return to nature and feel life**

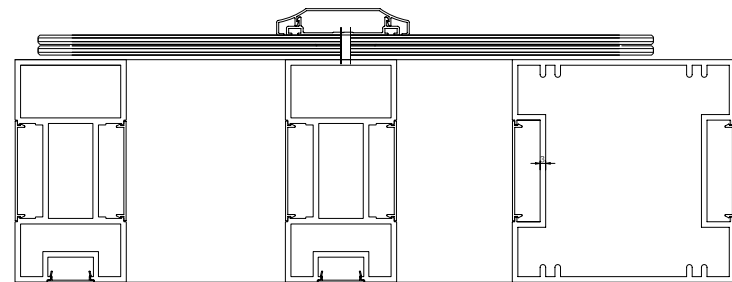


# 120 SERIES ALUMINUM SUNROOM WITH LIGHT


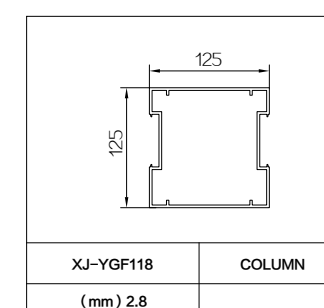

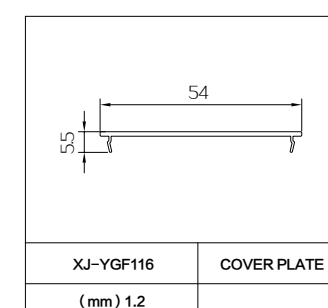
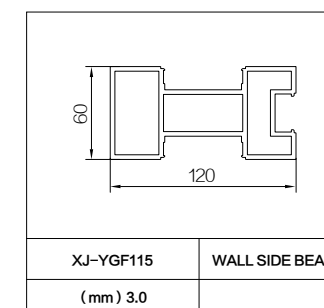
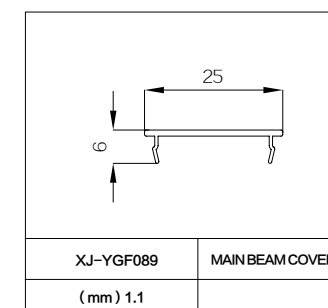
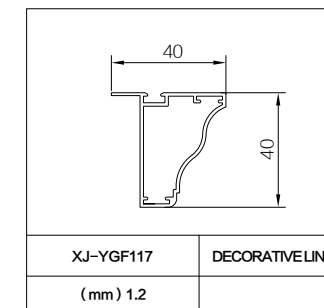
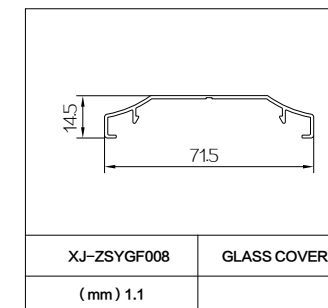
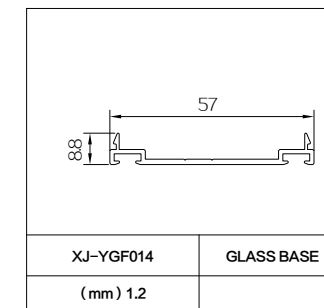

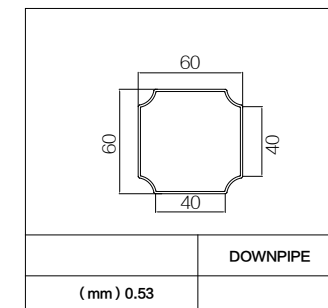

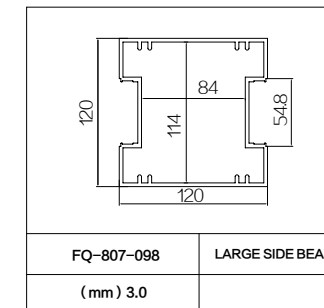
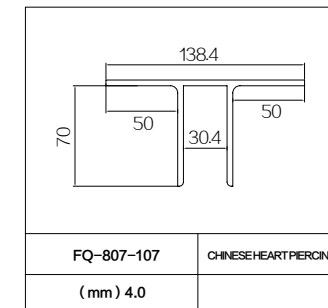


## Product characteristics of sunshine house

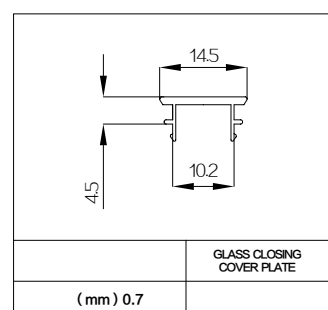
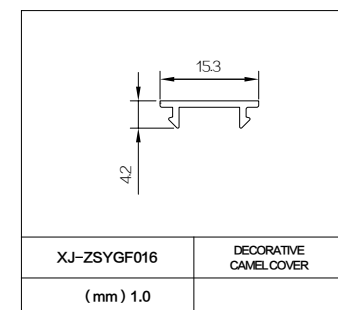

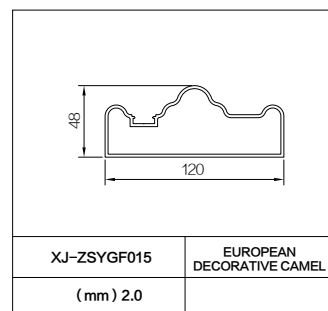

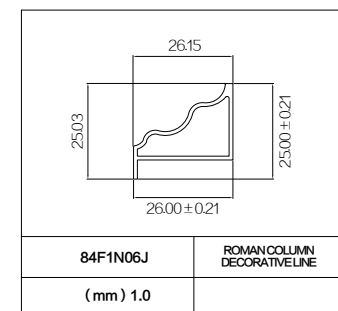
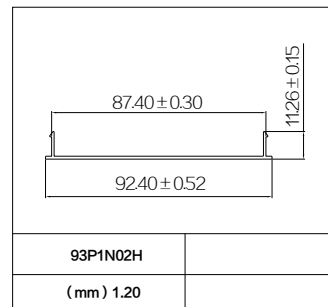

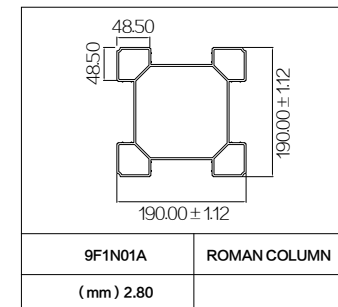
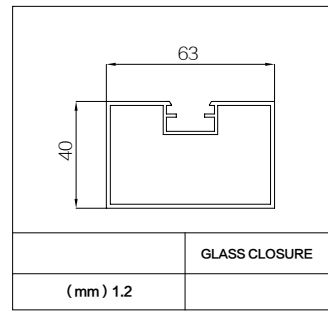
The New Chinese Classical style is based on the background of Chinese traditional classical culture, creating a Chinese-style living space. Mahogany, blue and white porcelain, purple sand teapots and some mahogany crafts all reflect the strong oriental beauty. The New Chinese style pays great attention to the sense of hierarchy of space. Through this new separation method, using Chinese-style screens or window frames, it shows the hierarchical beauty of Chinese families.



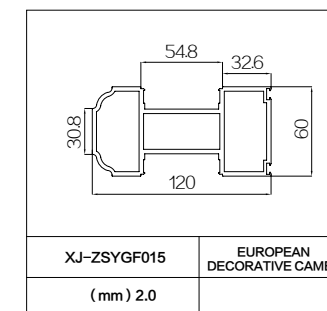
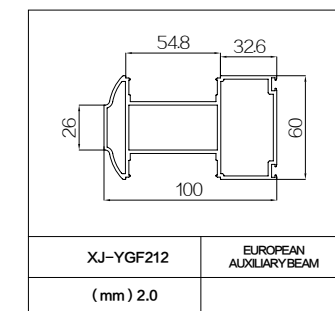
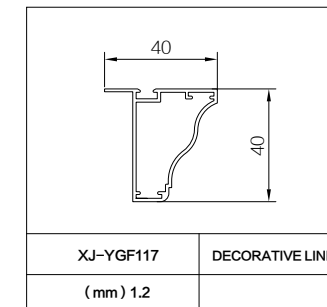
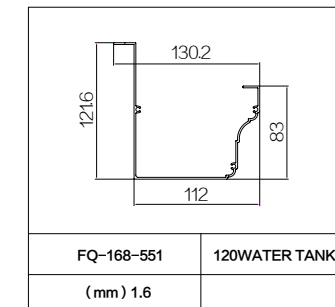
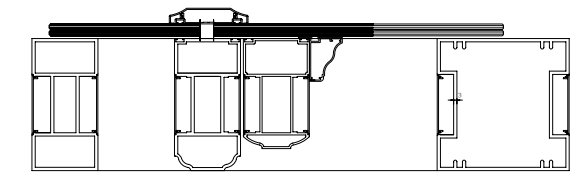
CONTAINING  
**LAMPS**



# 120 SERIES ALUMINUM SUNROOM WITH LIGHT



# 120 SERIES ALUMINUM SUNROOM EUROPEAN-STYLE



# ENGINEERING CASE



Canada



Canada – Apartments



Angola – Villa



Philippines – Residential



Montreal, Canada – Villas



Malaysia – Apartments



America – Office Building



Nigeria – Apartments



America – California – Hotels



South Africa – Villas



Turks and Caicos Islands – Villas



England – Apartments



Singapore – Villas



America – Los Angeles – Apartments